

County of Alameda
FIVE-YEAR CAPITAL IMPROVEMENT PLAN
FY 2025-2026 TO FY 2029-2030 (FY 26-30)



PRESENTED BY THE COUNTY ADMINISTRATOR



TABLE OF CONTENTS

Reader's Guide	5
Capital Improvement Plan	7
Executive Summary-Introduction	8
Executive Summary-One Year Plan	12
Executive Summary-Multi-Year Plan	15
Executive Summary-Pending Factors and Financing	19
Departments	21
GSA - Category I	27
GSA - Category II	28
GSA - Category III	30
GSA - Category IV	34
GSA Category V-Completed Projects	35
GSA Category VI-Future Projects	39
Public Works Agency	40
Community Development Agency - Tier One	43
Capital Projects	48
Community Development Agency	52
Tier 1-Law Enforcement Facility	53
Tier 1-Lorenzo Theatre	54
Tier 1-Unallocated	56
General Services Agency	57
CAT I-2000 San Pablo Tenant Improvement Project	61
CAT I-ACFD Regional Training Center	63
CAT I-African American Wellness Hub	65
CAT I-Camp Sweeney Fence	67
CAT I-Castro Valley Library Audio Visual Upgrade	69
CAT I-Edgewater Drive Building Renovation	71
CAT I-Juvenile Justice Center Housing Unit Safety Barriers	73
CAT I-Wiley W. Manuel Courthouse Underground Storage Tank Removal	75
CAT II-SRJ ACSO BHCS Staff Space and Treatment Areas	77
CAT II-SRJ Critical Operations	79
CAT II-SRJ Enhanced Outdoor Reconfiguration and Recreation Yards	81
CAT II-SRJ Future Facility Needs	83
CAT II-SRJ Housing Unit Treatment Pod	84
CAT II-SRJ Interior Accessibility Upgrades	86
CAT II-SRJ Kitchen Renovation	88
CAT II-SRJ Network Infrastructure Upgrade	90
CAT II-SRJ Program Management	92
CAT II-SRJ Safety Enhancements	94
CAT III-Americans with Disabilities Act (ADA) Projects	96
CAT III-Countywide Solar and Energy Savings Projects	98
CAT III-Facility Conditions Assessment - Deferred Maintenance	100
CAT III-Facility Needs Priority 1 Projects	102

CAT III-Hazardous Materials - Environmental Projects	105
CAT III-Major Maintenance	107
CAT VI-ACSO ACFD Joint Dispatch Center	109
CAT VI-ACSO Emergency Vehicle Operator Course Track Expansion	110
CAT VI-Arc Flash Studies	111
CAT VI-Building Automation System Replacement	112
CAT VI-Countywide Generators	113
CAT VI-Eden Township Substation Replacement	114
CAT VI-Fremont Hall of Justice Systems Upgrade	116
CAT VI-Hayward Hall of Justice Fire Protection	117
CAT VI-Hayward Hall of Justice Systems Upgrade	118
CAT VI-Measure X Fire Stations	119
CAT VI-Nike Missile Site	121
CAT VI-Seismic Studies	122
CAT VI-Sunol Ridge Roadway Reinforcement	123
CAT VI-White Cotton Cottage	124
Public Works Agency	125
A Street/Redwood Road Sidewalk Installation Between Knox Street and Hayward City Lim	131
ADA Compliance Program	133
Arroyo Road Bridge Replacement at Dry Creek	134
Barlett Avenue Sidewalk (SR2s & BPMP)	136
Bockman Road Sidewalk Improvements in the Vicinity of Bohannon Middle School (SR2S)	138
Castlewood Drive Bridge Replacement	140
Castro Valley Blvd Improvements from Stanton Avenue to San Miguel Avenue	142
Center Street Corridor Improvement Project	144
Christensen Lane Sidewalk Construction Project from Simsbury Road to Parsons Avenue	145
Crow Canyon Road Roundabouts	147
East Lewelling Blvd Sidewalk Improvements between Meekland Ave and Lanton Way (BPMP)	148
Flood Control Capacity Improvement Projects	150
Flood Control Restoration Projects	152
Grant Avenue Roadway and Streetscape Improvement Project between Washington Ave and	154
Grove Way Improvements from Oak Street (HCL) to Tanglewood Drive	156
Grove Way Median Installation Between Redwood Rd and Center St	158
Grove Way Sidewalk Improvements Between Western Blvd and Mission Blvd	160
Hansen Road Sidewalk Project from East Avenue to Fairview Avenue (BPMP & SR2S)	162
Haviland Avenue Sidewalk Project from Blossom Way to Medford Ave	163
Heyer Avenue Improvements from Redwood Road to Center Street (BPMP)	165
Installation of Full Trash Capture Devices in the vicinity of Via Arriba between Via	167
Installation of Full Trash Capture Devices in the vicinity of Western Blvd. and Hamp	169
Installation of Small Trash Capture Devices in Unincorporated Alameda County	171
Liberty Street Sidewalk Project from 164th Avenue to Fairmont Drive (BPMP)	172
Major Flood Control Maintenance Projects	174
Major Maintenance Program	176
Maubert Avenue Sidewalk Project from 159th Avenue to Tanager Avenue (BPMP)	178
Meekland Avenue Phase 2 - Blossom Way to East Lewelling Blvd (BPMP)	180
Mines Road Bridge Replacement at Arroyo Mocho (Bridge No. 33C0124)	182
Mission Boulevard Corridor Improvement Project - Phase III (I-238 to Hayward City Li	184
Paradise Knolls Sidewalk Installation	186
Pavement Management Program	187

Proctor Road Sidewalk Project from Redwood Road to Camino Alta Mira	188
Proctor Road Sidewalk Project from Redwood Road to Walnut Road (BPMP & SR2S)	190
Second Street Sidewalk Project from Windfeldt Road to Hayward City Limit (BPMP & SR2)	192
Seven Hills Road Sidewalk Project from Redwood Road to Lake Chabot Road (BPMP)	194
Somerset Avenue Sidewalk Project from Lake Chabot Road to Redwood Road (BPMP)	196
Somerset Avenue Sidewalk Project from President Drive to Lake Chabot Road	198
Traffic Calming Program	200
Transportation Infrastructure Safety Program	201
W. Sunset Blvd Roadway Improvements from Hesperian Blvd to Royal Avenue (BPMP)	203
Watershed/Special Studies	204
Appendix	206
Financial Policies	207
County Owned and Leased Facilities	211
County Owned and Leased Excess Properties List	219
Glossary	221

Reader's Guide

The Five-Year Capital Improvement Plan (CIP) is prepared by the County Administrator's Office (CAO) in close collaboration with the General Services Agency (GSA), the Public Works Agency (PWA), and the Community Development Agency (CDA).

The contents of the CIP are structured by department. The GSA Portfolio has been divided into several categories to delineate different project types. The projects captured in the FY 26-30 CIP represent projects that were presented to the Board of Supervisors between April 30, 2024-May 13, 2025. Projects can be introduced into the CIP throughout the fiscal year via board letter and are captured in each annual CIP update. The projects and their associated funding amounts for FY 25-26 represent a mixture of previously approved project funding as well as anticipated funding approvals. Projects with anticipated funding approvals are noted throughout the document.

Category I - Projects Approved and Underway: This category represents active construction and development projects managed by the GSA.

Category II - Santa Rita Jail Projects: This section outlines the various project scopes related to the Santa Rita Jail facility located in Dublin.

Category III - Facility Condition Assessment, Americans with Disabilities Act (ADA), and Environmental (Including Hazardous Materials Abatement) Projects: This category includes a range of activities including facility upgrades, asset maintenance efforts, infrastructure improvements, solar and energy efficiency projects and the specialized projects and requirements of federal, State, and local regulations including facility access, health and safety and environmental requirements. These figures do not include seismic retrofit costs nor the annual cost of daily routine maintenance operations, including preventative and corrective maintenance activities for County-owned facilities. Deferred maintenance needs associated with Santa Rita Jail are included in Category II.

Category IV - GSA Pending Projects – Studies Underway: The projects included here are in the process of evaluation, planning, and further development. The Board has authorized some expenditures for this research and preliminary planning, but a complete project development plan has not been created or approved.

Category V - GSA Completed Projects: This category provides details regarding recently completed or closed projects. Please find the details for these projects in the Appendix.

Category VI - GSA Future Projects: Projects in Category VI are in the pre-development phase and are either undergoing a feasibility analysis (Category IV), scope development, cost estimating and/or fund development stages. These projects are re-evaluated upon the completion of the above-mentioned stages and often Board Committee review is requested as part of the pre-development process prior to full Board review and decision-making. Project budgets as described in this category represent conceptual budget estimates, based upon labor and materials pricing at the point of initial project conception/feasibility development. These estimates are updated as the project evaluation progresses. The fact that the County has not yet identified funding is not necessarily a reflection of the necessity or even the urgency of these portfolio investments. Projects that appear in this category are not approved until the Board of Supervisors takes formal action to move the project status to Category IV or Category I.

Public Works Capital Program

This section sets out the major capital project areas administered by the Public Works Agency, namely Flood Control and Road projects, whose budgets and scopes have been approved by the Board of Supervisors.

Tier One Projects



As part of the Fiscal Year 2012-13 Budget adoption, the Board established policies regarding the property tax increment returned to the County due to the February 1, 2012, statewide dissolution of redevelopment agencies, including the allocation of up to \$18M annually for up to five years for Board-approved priority capital projects in Unincorporated County (Tier One Projects) to be completed by the Community Development Agency (CDA), General Services Agency (GSA) or the Public Works Agency (PWA). The projects presented in the FY 26-30 CIP are the remaining active projects.

How to Read Individual Project Information Sheets

When reading individual project information sheets, please use the following guide:

CAPITAL COSTS

FY 2026 Budget	Total Budget (all years)	Project Total
This column represents the appropriation requested in the budget for FY 2025-2026	This column represents the estimated appropriations needed during the five years of the CIP: FY 2025-26, 2026-27, 2027-28, 2028-29, 2029-30	This column represents all costs (including historical expenditure and encumbrance data as of 4/21/25 + FY 26-30) related to the project

Please note, additional Board approvals may have occurred after the preparation of this document which may have changed project budgets.

Five-Year Capital Improvement Plan (CIP)

Established in 1853, Alameda County is the arm of local government that provides for the basic needs of vulnerable populations and for countywide health, human services, and public safety. At 821 square miles, Alameda County encompasses a varied urban, suburban, and rural geography with a total population estimated to be 1.65 million according to the most recent U.S. Census Bureau American Community Survey 5-year Data at the time of publication.

The County is governed by a five-member Board of Supervisors elected by district popular vote. The Board of Supervisors is responsible for providing policy direction, approving the County budget, and representing the County in several areas including unincorporated areas and dependent special districts.

For the County to effectively carry out its mission to provide services, it relies on a workforce of over 10,000 employees who deliver a myriad of services to the public in various buildings and facilities. This includes office buildings where families can apply for assistance through the Social Services Agency, seek medical treatment at Wilma Chan Highland Hospital, or visit a County library and get help with homework.

The County's Five-Year Capital Improvement Plan (CIP) is a programming document that outlines the County's plan for maintaining its physical infrastructure which includes traditional buildings but also, roads, trails, bridges, and flood control infrastructure. The CIP supports the overall goals of the County and is updated annually as part of the budget process. The first year of the CIP represents funds that are anticipated to be appropriated during Fiscal Year 25-26 by the Board of Supervisors. Years two through five of the CIP serve as a guide for long-term investments in the County's physical assets.

The CIP is funded with various revenue sources including but not limited to State and federal aid, County General Fund, Road Fund, Flood Fund, and taxes through voter-supported measures.

CIP Structure

The CIP is prepared by the County Administrator's Office (CAO) in close collaboration with the General Services Agency (GSA), the Public Works Agency (PWA), and the Community Development Agency (CDA).

The CAO provides several mandated services including developing and managing the annual countywide budget. The CAO's mission is to provide professional, innovative, and proactive leadership to the Board of Supervisors, Agency/Department Heads, and the public through responsible fiscal and administrative policy development and program oversight. All bond issuances are managed by the CAO.

GSA serves as the construction project manager and asset manager for the majority of County departments. Their mission is to provide Alameda County with quality and innovative logistical support. The GSA portfolio includes owned and leased buildings which they manage on behalf of their client departments. See the Appendix for more information.

Currently, GSA plans and performs capital improvement projects through three divisions: the Capital Planning Division, Capital Projects Division, and the Building Operations and Maintenance Division. The Capital Planning Division is responsible for long range strategic planning, development of new projects, and management of leased facilities. The Capital Projects Division houses a team of project managers who work on large-scale capital construction projects which are typically bid out to third party contractors. The Building Operations and Maintenance Division handles smaller capital projects which include major maintenance projects such as the replacement of roofs and boilers in County owned facilities. GSA is also responsible for the implementation of Category III projects including the Americans with Disability Act (ADA) projects, Sustainable Energy Projects, and Environmental Remediation Projects including hazardous materials abatement.

GSA organizes their capital projects into the following categories:

Category I-Projects Approved and Underway

Category II-Santa Rita Jail Projects

Category III-Facility Conditions Assessment, Americans with Disabilities Act (ADA) and Environmental (Hazardous Materials Abatement) Projects

Category IV-Pending Projects-Studies Underway

Category V-Completed Projects

Category VI-Future Projects

PWA is a separate County agency responsible for design and construction of multi-modal transportation facilities, street reconstruction and rehabilitation projects, and construction and rehabilitation of flood control facilities. Their mission is to enhance the quality of life for the people of Alameda County by providing safe, well-maintained, and lasting public works infrastructure through accessible, responsive, and effective services.

CDA is responsible for some of the former Redevelopment Agency's Tier One Projects and the Surplus Property Authority. In June of 2012, the Board adopted policies regarding the property tax increment adjustments resulting from the statewide dissolution of redevelopment agencies (RDA). These policies included the allocation of up to \$18 million annually for up to five years to fund up to \$90 million for twelve Board-approved priority capital projects in the unincorporated areas of the County, now referred to as Tier One Projects.

The Surplus Property Development Program is also included under the activities of the Capital Projects Program but not covered within the CIP. Under the supervision of CDA and GSA, the Surplus Property Development Program directs and

oversees the sale and development of the County's surplus real property assets to ensure they are converted to useful purposes and provide future revenue streams to help fund the County's Capital Program.

CIP Guidelines

As defined in this CIP, a capital improvement is a physical betterment or project involving facilities, land, or equipment, to increase the useful life by at least 10 years with a cost of \$100,000 or more. Items classified as capital improvements include:

- New buildings (including equipment needed to operate such buildings);
- Alterations, additions, or improvements to existing buildings;
- Land improvements, acquisition, and development;
- Equipment purchases with a total cost of \$100,000 or more and a useful life of at least 10 years; and
- Long-range planning and feasibility studies required before any of the preceding public facility improvements, or equipment purchases can be undertaken.

Over the years, the Board has adopted several policies that have provided guidance on financial management processes and practices of the County. The most recent amendment took place in December 2022 and the Capital Investment and Improvement Policies enumerated from that document are listed below:

- The County will maintain a comprehensive capital improvements program that is updated each year;
- The County will base all capital improvements on the County's long-term needs in order to minimize future maintenance and replacement costs;
- The County will coordinate the prioritization and phase of capital improvements with anticipated budget position and debt capacity;
- The County will estimate and consider future maintenance needs for all new equipment and capital facilities prior to deciding to proceed with the project;
- The County will identify the funding source for each capital improvement prior to deciding to proceed with the project. Intergovernmental and other offsetting sources will be sought out and used as available to assist in financing capital improvements;
- The County will provide for the maintenance of capital assets and equipment in the annual budget.
- For more information, please refer to the Appendix.

CIP Criteria

The allocation of capital improvement funding will take into consideration the order of priority criteria outlined below:

1. Enhance protection of public health and/or safety;
2. Ensure compliance with State and/or federal law or administrative regulations;
3. Reduce and/or stabilize operating budget costs;
4. Prolong the functional life of a capital asset of the County by 10 years or more;
5. Improve the ability of the County to deliver services;
6. Community support;
7. Availability of funding and funding type;
8. Leveraging opportunities;
9. Life cycle or maintenance impacts;
10. Staffing and resource availability;
11. Risk reduction and avoidance; and
12. Legal mandates.

FY 26-30 CIP Summary

The Capital Improvement Plan (CIP) is a five-year plan which identifies the long-range capital funding needs to support County programs. The County Administrator updates the Five-Year Plan each fiscal year to reflect the completion of Board-approved projects and the addition of new projects approved by the Board mid-year. The Plan also documents the unfunded need for additional capital improvements and new capital infrastructure requested by County agencies and departments.

The FY 26-30 Five-Year Capital Improvement Plan (CIP) outlines \$2.978 billion in expenses in FY 26-30 to develop and maintain the County's capital assets. GSA has the largest portfolio of work at an estimated \$1.896 billion in FY 26-30. PWA has the second-largest portfolio of capital work, comprised of road and flood projects of \$1.059 billion during the five-year plan. Lastly, CDA is managing the remaining Tier One funds of roughly \$23 million including the \$13 million of unallocated funds.

Total CIP costs are offset with revenue of \$2.154 billion during FY 26-30 leaving a funding gap of \$824 million. Although a funding gap is shown for PWA in the 26-30 CIP, PWA shifts eligible funding depending on State and federal resources and any shortfall will be covered within their Road or Flood Funds. On August 1, 2023, your Board approved the Long-Range Capital Financing Plan to help cover the funding gap associated with the General Services Agency (GSA) portfolio of projects. The FY 26-30 CIP incorporates the Long-Range Capital Financing Plan into its revenue assumptions, leaving a funding gap of \$711 million for GSA projects. The revenue assumed in the FY 26-30 CIP is contingent upon market conditions, a stable, strong economy and continued support of the Board's adopted Long Range Capital Financing Plan.

FY 26-30 CIP Funding Summary

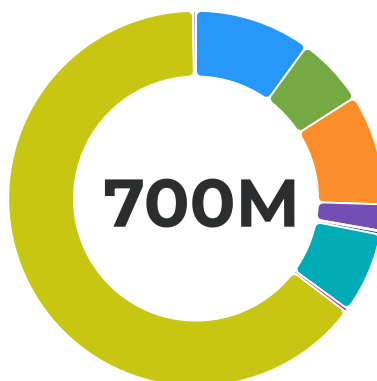
FY 26-30 CIP	GSA	PWA	CDA	Total		
Project Cost Estimates	\$ 1,896	\$ 1,059	\$ 23	\$ 2,978		
Identified Revenue	\$(1,185)	\$(946)	\$(23)	\$(2,154)		
Funding Gap	\$ 711	\$ 113	\$ -	\$ 824		
Project Cost Estimates (in millions)	FY 25-26	FY 26-27	FY 27-28	FY 28-29	FY 29-30	TOTAL FY 26-30
GSA	\$ 544	\$ 207	\$ 194	\$ 249	\$ 702	\$ 1,896
PWA	\$ 154	\$ 152	\$ 138	\$ 137	\$ 478	\$ 1,059
CDA	\$ 2	\$ 2	\$ -	\$ -	\$ 19	\$ 23
Total	\$ 700	\$ 361	\$ 332	\$ 386	\$ 1,199	\$ 2,978
Identified Revenue (in millions)	FY 25-26	FY 26-27	FY 27-28	FY 28-29	FY 29-30	TOTAL FY 26-30
GSA	\$ (544)	\$ (126)	\$ (90)	\$ (110)	\$ (315)	\$ (1,185)
PWA	\$ (154)	\$ (151)	\$ (137)	\$ (129)	\$ (375)	\$ (946)
CDA	\$ (2)	\$ (2)	\$ -	\$ -	\$ (19)	\$ (23)
Total	\$ (700)	\$ (279)	\$ (227)	\$ (239)	\$ (709)	\$ (2,154)
Funding Gap (in millions)	FY 25-26	FY 26-27	FY 27-28	FY 28-29	FY 29-30	TOTAL FY 26-30
Project Cost Estimates	\$ 700	\$ 361	\$ 332	\$ 386	\$ 1,199	\$ 2,978
Identified Revenue	\$ (700)	\$ (279)	\$ (227)	\$ (239)	\$ (709)	\$ (2,154)
Funding Gap	\$ -	\$ 82	\$ 105	\$ 147	\$ 490	\$ 824

One Year Plan - FY 25-26

The Five-Year CIP serves as the County's roadmap for future infrastructure and capital improvement projects. The CIP document is refreshed annually as part of the budget process and the first year of the plan illustrates the immediate activity most likely to occur in the upcoming fiscal year and aligns with the Adopted FY 25-26 operating budget. The FY 26-30 CIP does not include the appropriations related to the Surplus Property Authority.

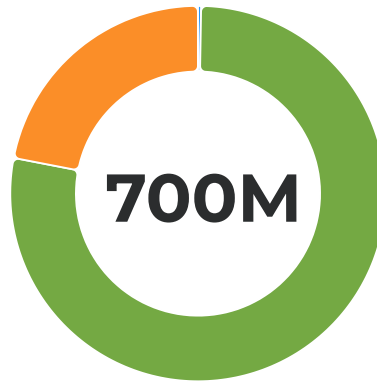
This section highlights the first year of the plan. The CIP anticipates roughly \$700 million in project costs for FY 25-26, with \$544 million attributable to GSA, \$154 million attributable to PWA and \$2 million attributable to CDA Tier One projects.

FY26 Total Funding Requested by Source



● Bond Proceeds	\$70,000,000	10.00%
● Federal, State and Local Aid	\$41,707,975	5.96%
● Flood Fund	\$66,745,000	9.54%
● General Fund	\$15,819,918	2.26%
● Grant Funds	\$550,000	0.08%
● Other Funds	\$1,760,934	0.25%
● Road Fund	\$48,565,500	6.94%
● ROPS	\$2,052,000	0.29%
● Special Capital Construction Fund	\$450,919,187	64.42%
● Tier One Funds	\$1,825,000	0.26%
● Unfunded	\$0	0.00%

FY26 Total Funding Requested by Department



Community Development Agency	\$1,825,000	0.26%
General Services Agency	\$544,473,714	77.79%
Public Works Agency	\$153,646,800	21.95%

FY 25-26 Funding Plan

Of the \$544 million slated for the upcoming fiscal year under GSA, approximately \$9 million is attributable to Category I Projects. Many of these projects are smaller in scope and size and began construction in prior years. Most of the projects under Category I are funded by Federal, State and Local sources held by the specific client department. Therefore, in many instances, the funding associated with these projects represents only a small portion of the total cost and/or is the spending authority (appropriations) needed prior to the availability of the fund balance adjustment. Please see Capital Projects section for more information on projects.

In 2018, the Board approved GSA's procurement of a Facility Conditions Assessment, a comprehensive report that outlines the physical condition of a building including its infrastructure, systems and finishes to determine and prioritize recommendations to address these deficiencies. Using this information GSA prioritized projects with a focus on buildings that provide a critical service, high level of public usage, the uniqueness of the program/service provided and the availability of funding. What emerged was an overall plan for the projects at Santa Rita Jail (Category II) totaling approximately \$298 million and approximately \$168 million to address health care and Alameda Health System (AHS) buildings under Category III. Category II and Category III projects are funded by the Special Capital Construction Fund.

In addition, the Alameda County Fire Department issued \$70 million for the Measure X bond on July 16, 2025, and those appropriations are included (under GSA Category VI) in the CIP as well.

For PWA, in FY 25-26, approximately \$82 million is set aside to address flood projects, and \$72 million to address road projects. Please see Capital Projects section for more information on projects.

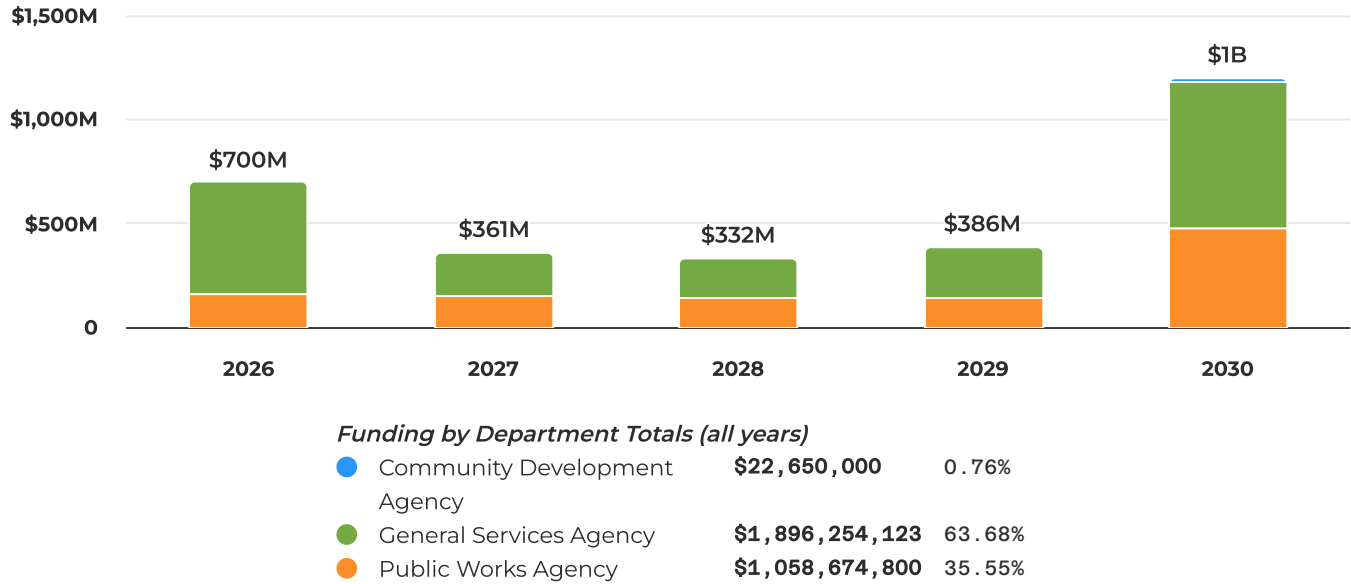
FY 25-26 Summary By Department

Projects (amounts in millions)	FY 25-26
Category I-Projects Approved and Underway	\$ 9
Category II-Santa Rita Jail Projects	\$ 298
Category III-Facility Condition Assessment, ADA, Hazmat	\$ 168
Category IV-Pending Projects and Studies Underway	\$ -
Category V-Completed Projects	\$ -
Category VI-Future Projects	\$ 70
GSA Total	\$ 544
Flood Projects	\$ 82
Road Projects	\$ 72
PWA Total	\$ 154
Lorenzo Theatre	\$ 2
Eden Township Substation Replacement	
Funding to be reallocated	
CDA Total	\$ 2
ALL DEPT TOTAL FY 25-26	\$ 700

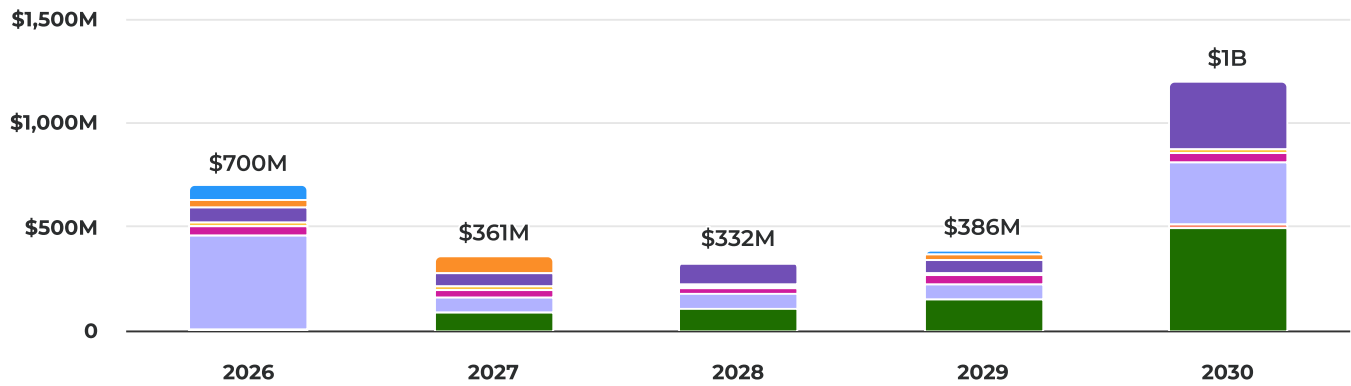
Multi-Year Plan FY 26-30

The FY 26-30 CIP represents nearly 100 projects and a total cost estimate of approximately \$3 billion, with \$2.1 billion of identified funding and approximately \$824 million of funding needs. The funding plan reflects currently available cost estimates, market conditions, and forecasted needs which are subject to change. The funding plan utilizes a variety of revenues such as State aid, federal aid, and County General Fund, as detailed in the program components below.

FY26 - FY30 Total Funding Requested by Department



FY26 - FY30 Total Funding Requested by Source

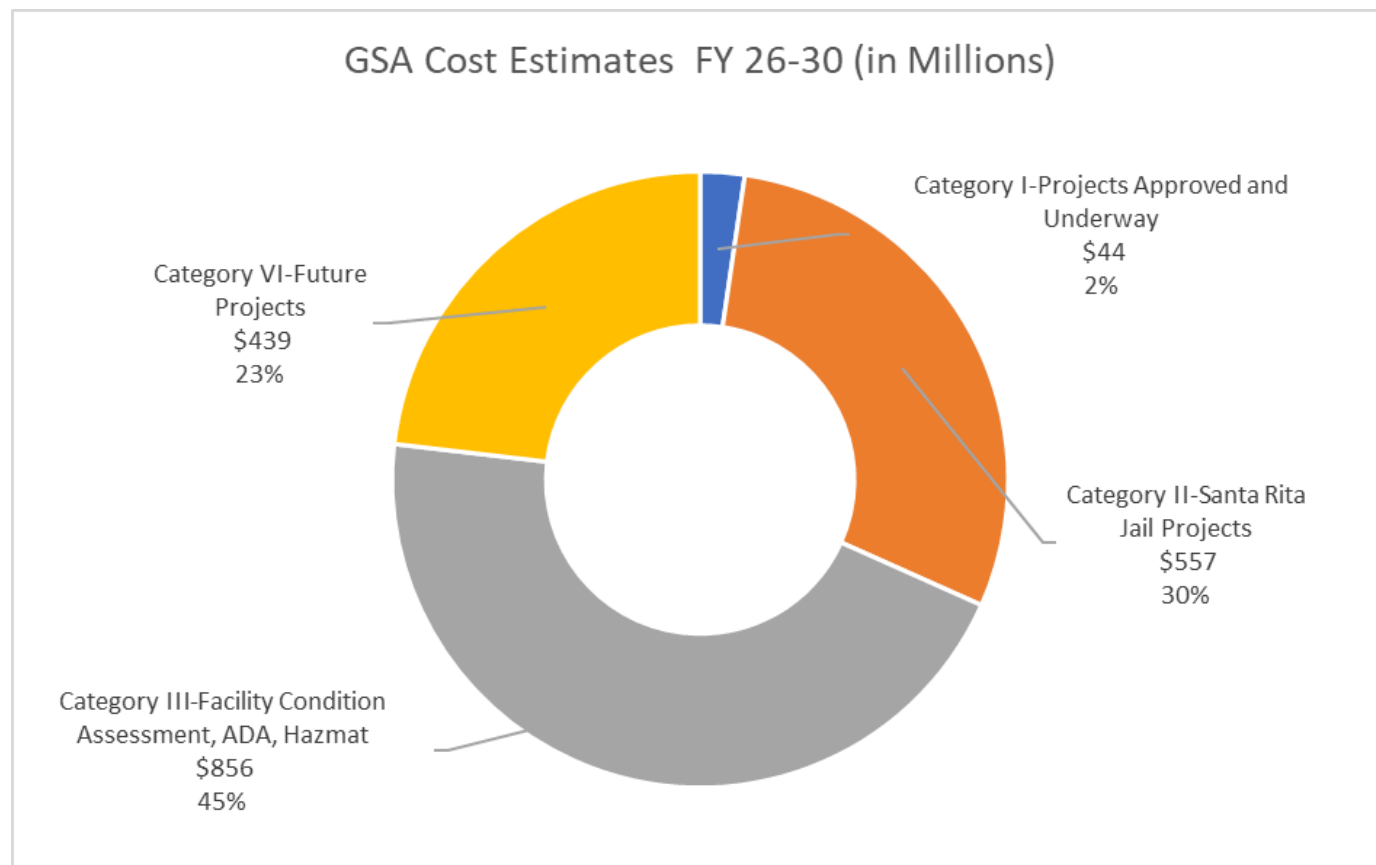
*Funding by Source Totals (all years)*

● Bond Proceeds	\$90,000,000	3.02%
● Designations	\$0	0.00%
● Federal, State and Local Aid	\$159,229,290	5.35%
● Flood Fund	\$622,509,000	20.91%
● General Fund	\$75,819,918	2.55%
● Grant Funds	\$4,760,000	0.16%
● Other Funds	\$1,760,934	0.06%
● Road Fund	\$198,910,500	6.68%
● ROPS	\$2,052,000	0.07%
● Special Capital Construction Fund	\$975,919,186	32.78%
● Tier One Funds	\$22,650,000	0.76%
● Unfunded	\$823,968,095	27.67%

General Services Agency (GSA) Projects

The department with the largest capital portfolio is GSA. The total project cost estimate is approximately \$1,896 million with a funding gap of \$711 million from FY 26-30. The GSA totals reflected in the CIP represent the current cost estimates and are subject to change. The funding to pay for these projects comes from a variety of sources, including but not limited to, bond proceeds, County funds, federal, State, and other government funding.

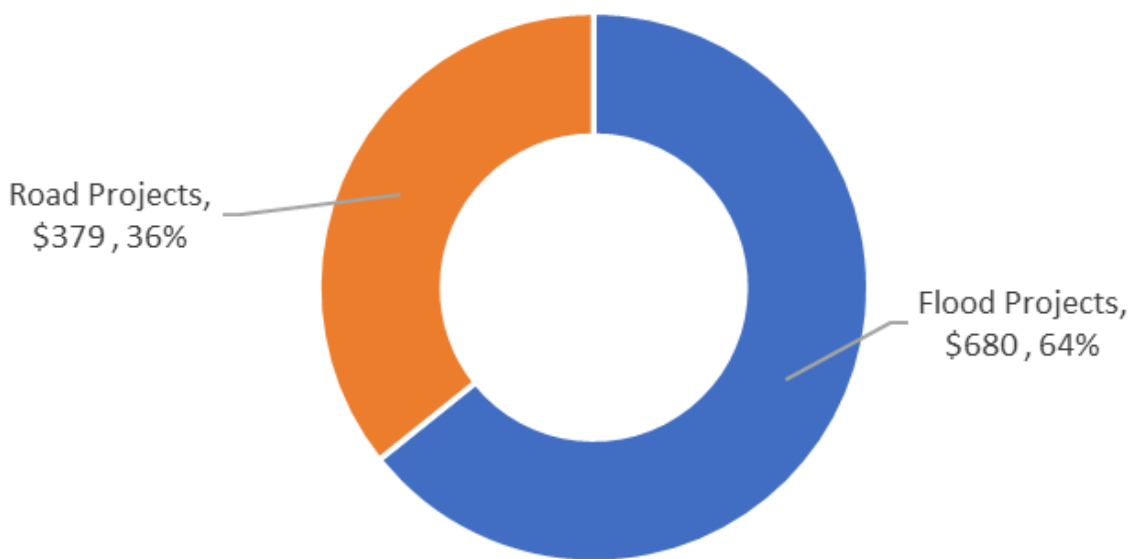
Under Category III, Facility Conditions Assessment, approximately \$42.8 million was committed in prior years to address the General Government, Alameda County Health operated buildings using American Rescue Plan Act Funds. In addition, \$15 million is set aside annually for major maintenance, Americans with Disabilities Act and hazardous material abatement projects for a total of \$75 million in FY 26-30.



Public Works Agency (PWA) Projects

Over the next five fiscal years, PWA anticipates working on public works projects with an estimated cost of \$1,059 million. Of the total development costs, approximately \$946 million has been identified with \$113 million still pending. In FY 25-26 specifically, PWA has project plans of \$154 million, with 100% funding identified. PWA projects are highly leveraged using various sources with no net county cost contribution. Any gap in the Five-Year plan will be addressed with State, federal, Road, or Flood funds by the time construction commences.

PWA Cost Estimates FY 26-30 (in millions)



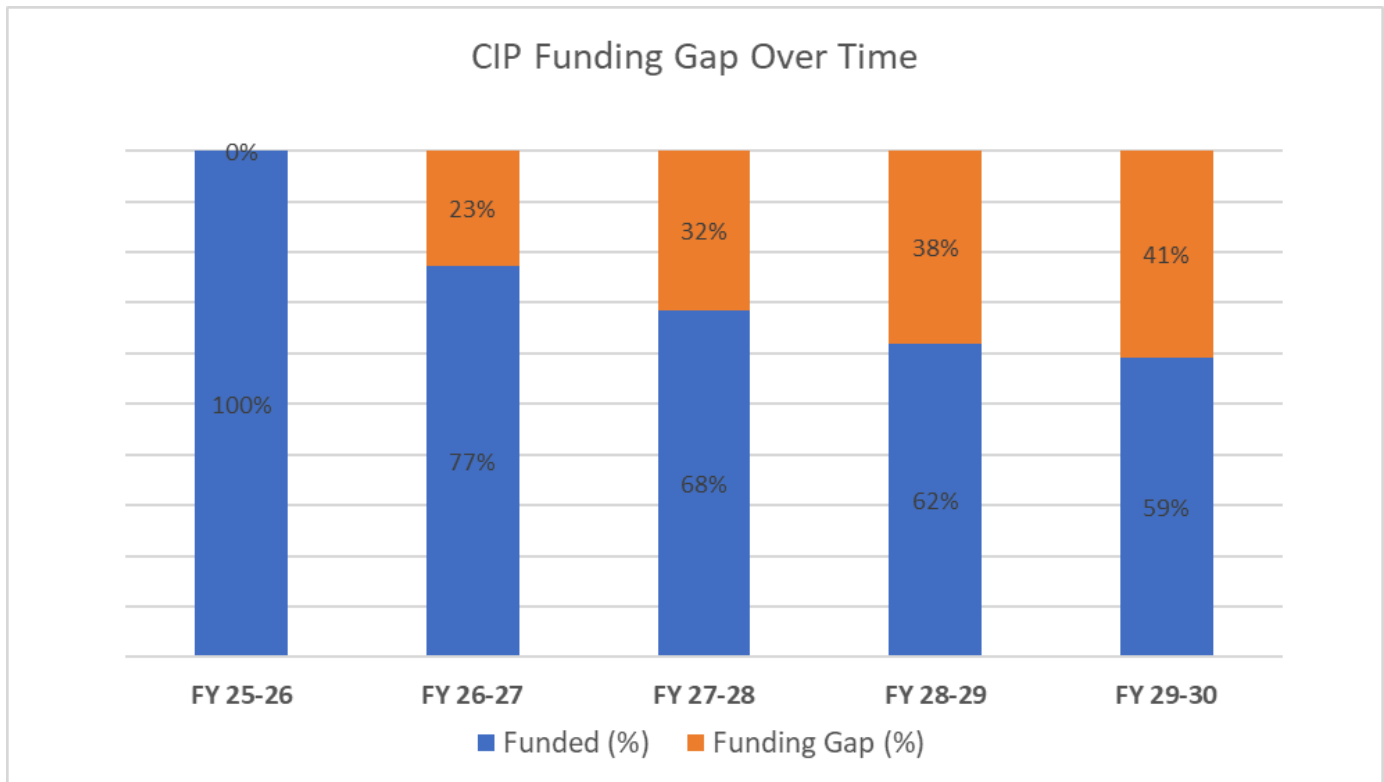
Tier One Funding

As of the publication of this document, seven Tier One Projects have been completed, two are underway (Lorenzo Theater and Mission Blvd Phase 3), and one has not started (Eden Township Substation Replacement). Of the \$90 million allocation, \$72 million has been spent or committed, \$5 million reallocated to non-Tier One projects, and approximately \$13 million is being considered for White Cotton Cottage. Please see Tier One section for more information.

Pending Factors

Infrastructure and capital projects, including facility maintenance, are ongoing funding concerns. As noted in prior sections, the CIP illustrates \$3 billion in costs with only \$2.1 billion in identified revenue, leaving a funding gap of over \$800 million for all years, including future projects. Not only is funding a concern, but the volatility in the construction market will likely continue to drive up costs. The construction industry has been affected by changes in international trade policies and tariffs. These shifts are impacting the price of materials, supply chain timelines and overall project budgets. Unlike prior tariffs, recent policies have affected multiple trades and created an environment where construction bids are valid for shorter amounts of time.

Given the budget uncertainty related to state and federal funds and policies, and overall economic conditions, the figures presented in this CIP are the department's best cost estimates at this point in time, and are subject to change.



Long Range Capital Financing Plan

On August 1, 2023, the Board approved the long-range capital financing plan to address the issues identified in the Facility Condition Assessment reports and to close the funding gap associated with the GSA capital portfolio. At the time, the FY 24-28 CIP presented a funding gap of roughly \$1.3 billion for GSA projects. Tier One Projects are fully funded by a designation, and the Public Works Agency projects' estimated funding gap is expected to be fully funded by future Road and Flood district revenues, therefore the Long Range Financing Plan was intended only to cover the gap associated with the GSA portfolio.

For the GSA portfolio, the FY 26-30 CIP highlights roughly \$1,896 million in expenses to develop and maintain the County's capital assets over the next five fiscal years and beyond. Because of the long-range capital financing plan, the CIP also identifies \$1,185 million in revenues to finance these projects, leaving a funding gap of \$711 million in the GSA portfolio.

Funding anticipated in the Special Capital Construction Fund is comprised of a combination of sources. These amounts may fluctuate depending on market conditions, the stability of the economy, and the Board's continued support of the Long-Range Capital Financing Plan and any shortfall will create a larger future funding gap.

FY 26-30 CIP Funding Summary

FY 26-30 CIP	GSA	PWA	CDA	Total		
Project Cost Estimates	\$ 1,896	\$ 1,059	\$ 23	\$ 2,978		
Identified Revenue	\$(1,185)	\$(946)	\$(23)	\$(2,154)		
Funding Gap	\$ 711	\$ 113	\$ -	\$ 824		
Project Cost Estimates (in millions)	FY 25-26	FY 26-27	FY 27-28	FY 28-29	FY 29-30	TOTAL FY 26-30
GSA	\$ 544	\$ 207	\$ 194	\$ 249	\$ 702	\$ 1,896
PWA	\$ 154	\$ 152	\$ 138	\$ 137	\$ 478	\$ 1,059
CDA	\$ 2	\$ 2	\$ -	\$ -	\$ 19	\$ 23
Total	\$ 700	\$ 361	\$ 332	\$ 386	\$ 1,199	\$ 2,978
Identified Revenue (in millions)	FY 25-26	FY 26-27	FY 27-28	FY 28-29	FY 29-30	TOTAL FY 26-30
GSA	\$ (544)	\$ (126)	\$ (90)	\$ (110)	\$ (315)	\$ (1,185)
PWA	\$ (154)	\$ (151)	\$ (137)	\$ (129)	\$ (375)	\$ (946)
CDA	\$ (2)	\$ (2)	\$ -	\$ -	\$ (19)	\$ (23)
Total	\$ (700)	\$ (279)	\$ (227)	\$ (239)	\$ (709)	\$ (2,154)
Funding Gap (in millions)	FY 25-26	FY 26-27	FY 27-28	FY 28-29	FY 29-30	TOTAL FY 26-30
Project Cost Estimates	\$ 700	\$ 361	\$ 332	\$ 386	\$ 1,199	\$ 2,978
Identified Revenue	\$ (700)	\$ (279)	\$ (227)	\$ (239)	\$ (709)	\$ (2,154)
Funding Gap	\$ -	\$ 82	\$ 105	\$ 147	\$ 490	\$ 824

List of Capital Projects - FY 26-30

General Services Agency (GSA) Projects

The department with the largest capital portfolio is GSA. The total project cost estimate is approximately \$1,896 million with a funding gap of \$711 million from FY 26-30. The GSA totals reflected in the CIP represent the current cost estimates and are subject to change. The funding to pay for these projects comes from a variety of sources, including but not limited to, bond proceeds, County funds, federal, State, and other government funding.

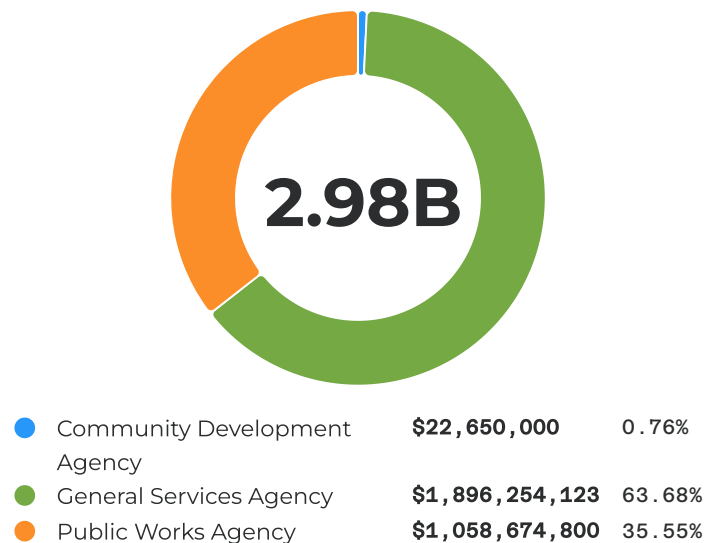
Public Works Agency (PWA) Projects

Over the next five fiscal years, PWA anticipates working on public works projects with an estimated cost of \$1,059 million. Of the total development costs, approximately \$946 million has been identified with \$113 million still pending. In FY 25-26 specifically, PWA has project plans of \$154 million, with 100% funding identified. PWA projects are highly leveraged using various sources with no net county cost contribution.

Tier One Projects

As part of the Fiscal Year 2012-13 Budget adoption, the Board established policies regarding the property tax increment returned to the County due to the February 1, 2012, statewide dissolution of redevelopment agencies including the allocation of up to \$18M annually for up to five years for Board-approved priority capital projects in Unincorporated County (Tier One Projects) to be completed by the Community Development Agency (CDA) or the Public Works Agency (PWA).

FY26 - FY30 Capital Costs by Department



Community Development Agency

Category	FY2026	FY2027	FY2028	FY2029	FY2030	Total
Tier 1-Law Enforcement Facility	\$0	\$0	\$0	\$0	\$6,000,000	\$6,000,000
Tier 1-Lorenzo Theatre	\$1,825,000	\$1,825,000	\$0	\$0	\$0	\$3,650,000
Tier 1-Unallocated	\$0	\$0	\$0	\$0	\$13,000,000	\$13,000,000
Total Community Development Agency	\$1,825,000	\$1,825,000	\$0	\$0	\$19,000,000	\$22,650,000

General Services Agency

Category	FY2026	FY2027	FY2028	FY2029	FY2030	Total
CAT I-2000 San Pablo Tenant Improvement Project	\$200,000	\$0	\$0	\$0	\$0	\$200,000
CAT I-ACFD Regional Training Center	\$1,700,000	\$0	\$0	\$0	\$0	\$1,700,000
CAT I-African American Wellness Hub	\$1,133,139	\$29,887,315	\$0	\$0	\$0	\$31,020,454
CAT I-Camp Sweeney Fence	\$471,800	\$0	\$0	\$0	\$0	\$471,800
CAT I-Castro Valley Library Audio Visual Upgrade	\$60,934	\$0	\$0	\$0	\$0	\$60,934
CAT I-Edgewater Drive Building Renovation	\$3,500,000	\$5,600,000	\$0	\$0	\$0	\$9,100,000
CAT I-Juvenile Justice Center Housing Unit Safety Barriers	\$668,736	\$0	\$0	\$0	\$0	\$668,736
CAT I-Wiley W. Manuel Courthouse Underground Storage Tank Removal	\$819,918	\$0	\$0	\$0	\$0	\$819,918
CAT II-SRJ ACSO BHCS Staff Space and Treatment Areas	\$3,502,911	\$3,021,412	\$0	\$0	\$0	\$6,524,323
CAT II-SRJ Critical Operations	\$235,302,182	\$8,547,454	\$0	\$0	\$0	\$243,849,636
CAT II-SRJ Enhanced Outdoor Reconfiguration and Recreation Yards	\$1,542,612	\$967,922	\$0	\$0	\$0	\$2,510,534
CAT II-SRJ Future Facility Needs	\$0	\$0	\$0	\$0	\$200,000,000	\$200,000,000
CAT II-SRJ Housing Unit Treatment Pod	\$3,450,599	\$3,262,907	\$0	\$0	\$0	\$6,713,506
CAT II-SRJ Interior Accessibility Upgrades	\$1,635,826	\$1,562,081	\$0	\$0	\$0	\$3,197,907
CAT II-SRJ Kitchen Renovation	\$36,089,119	\$1,997,667	\$0	\$0	\$0	\$38,086,786
CAT II-SRJ Network Infrastructure Upgrade	\$321,428	\$4,225,012	\$0	\$0	\$0	\$4,546,440
CAT II-SRJ Program Management	\$16,108,381	\$4,875,000	\$11,172,454	\$8,547,454	\$8,547,454	\$49,250,743
CAT II-SRJ Safety Enhancements	\$369,013	\$367,143	\$1,351,232	\$0	\$0	\$2,087,388
CAT III-Americans with Disabilities Act (ADA) Projects	\$1,265,400	\$1,000,000	\$1,000,000	\$1,000,000	\$1,000,000	\$5,265,400
CAT III-Countywide Solar and Energy Savings Projects	\$142,597,116	\$0	\$46,613,179	\$75,000,000	\$56,103,159	\$320,313,454
CAT III-Facility Conditions Assessment - Deferred Maintenance	\$0	\$25,000,000	\$25,000,000	\$25,000,000	\$325,000,000	\$400,000,000
CAT III-Facility Needs Priority 1 Projects	\$10,000,000	\$51,048,401	\$0	\$0	\$0	\$61,048,401



Category	FY2026	FY2027	FY2028	FY2029	FY2030	Total
CAT III-Hazardous Materials - Environmental Projects	\$1,488,300	\$1,000,000	\$1,000,000	\$1,000,000	\$1,000,000	\$5,488,300
CAT III-Major Maintenance	\$12,246,300	\$13,000,000	\$13,000,000	\$13,000,000	\$13,000,000	\$64,246,300
CAT VI-ACSO ACFD Joint Dispatch Center	\$0	\$30,000,000	\$30,000,000	\$15,000,000	\$15,000,000	\$90,000,000
CAT VI-ACSO Emergency Vehicle Operator Course Track Expansion	\$0	\$3,843,131	\$0	\$0	\$0	\$3,843,131
CAT VI-Arc Flash Studies	\$0	\$2,600,000	\$2,600,000	\$2,600,000	\$2,600,000	\$10,400,000
CAT VI-Building Automation System Replacement	\$0	\$4,250,000	\$4,250,000	\$4,250,000	\$4,250,000	\$17,000,000
CAT VI-Countywide Generators	\$0	\$1,082,500	\$1,082,500	\$2,165,000	\$0	\$4,330,000
CAT VI-Eden Township Substation Replacement	\$0	\$0	\$50,000,000	\$75,000,000	\$75,000,000	\$200,000,000
CAT VI-Fremont Hall of Justice Systems Upgrade	\$0	\$639,046	\$0	\$0	\$0	\$639,046
CAT VI-Hayward Hall of Justice Fire Protection	\$0	\$17,393	\$0	\$0	\$0	\$17,393
CAT VI-Hayward Hall of Justice Systems Upgrade	\$0	\$353,593	\$0	\$0	\$0	\$353,593
CAT VI-Measure X Fire Stations	\$70,000,000	\$0	\$0	\$20,000,000	\$0	\$90,000,000
CAT VI-Nike Missile Site	\$0	\$3,500,000	\$0	\$0	\$0	\$3,500,000
CAT VI-Seismic Studies	\$0	\$1,250,000	\$2,500,000	\$1,250,000	\$0	\$5,000,000
CAT VI-Sunol Ridge Roadway Reinforcement	\$0	\$250,000	\$750,000	\$0	\$0	\$1,000,000
CAT VI-White Cotton Cottage	\$0	\$4,000,000	\$4,000,000	\$5,000,000	\$0	\$13,000,000
Total General Services Agency	\$544,473,714	\$207,147,977	\$194,319,365	\$248,812,454	\$701,500,613	\$1,896,254,123

Public Works Agency

Category	FY2026	FY2027	FY2028	FY2029	FY2030	Total
A Street/Redwood Road Sidewalk Installation Between Knox Street and Hayward City Limit	\$0	\$80,000	\$295,000	\$2,870,000	\$0	\$3,245,000
ADA Compliance Program	\$600,000	\$600,000	\$600,000	\$600,000	\$600,000	\$3,000,000
Arroyo Road Bridge Replacement at Dry Creek	\$265,000	\$3,160,000	\$310,000	\$0	\$0	\$3,735,000
Barlett Avenue Sidewalk (SR2s & BPMP)	\$425,000	\$3,920,000	\$0	\$0	\$0	\$4,345,000



Category	FY2026	FY2027	FY2028	FY2029	FY2030	Total
Bockman Road Sidewalk Improvements in the Vicinity of Bohannon Middle School (SR2S)	\$170,000	\$585,000	\$0	\$0	\$0	\$755,000
Castlewood Drive Bridge Replacement	\$402,500	\$5,395,000	\$395,000	\$0	\$0	\$6,192,500
Castro Valley Blvd Improvements from Stanton Avenue to San Miguel Avenue	\$0	\$0	\$480,000	\$360,000	\$11,990,000	\$12,830,000
Center Street Corridor Improvement Project	\$0	\$0	\$0	\$275,000	\$16,305,000	\$16,580,000
Christensen Lane Sidewalk Construction Project from Simsbury Road to Parsons Avenue	\$0	\$0	\$115,000	\$1,550,000	\$0	\$1,665,000
Crow Canyon Road Roundabouts	\$700,000	\$12,780,000	\$320,000	\$0	\$0	\$13,800,000
East Lewelling Blvd Sidewalk Improvements between Meekland Ave and Lanton Way (BPMP)	\$285,000	\$35,000	\$0	\$0	\$0	\$320,000
Flood Control Capacity Improvement Projects	\$35,689,800	\$32,190,000	\$79,953,000	\$58,465,000	\$319,633,000	\$525,930,800
Flood Control Restoration Projects	\$25,787,000	\$39,190,000	\$23,545,000	\$21,800,000	\$1,370,000	\$111,692,000
Grant Avenue Roadway and Streetscape Improvement Project between Washington Ave and Channel Street	\$0	\$0	\$105,000	\$255,000	\$7,035,000	\$7,395,000
Grove Way Improvements from Oak Street (HCL) to Tanglewood Drive	\$3,310,000	\$0	\$0	\$0	\$0	\$3,310,000
Grove Way Median Installation Between Redwood Rd and Center St	\$0	\$0	\$0	\$240,000	\$1,160,000	\$1,400,000
Grove Way Sidewalk Improvements Between Western Blvd and Mission Blvd	\$0	\$0	\$200,000	\$6,160,000	\$0	\$6,360,000
Hansen Road Sidewalk Project from East Avenue to Fairview Avenue (BPMP & SR2S)	\$0	\$0	\$645,000	\$6,040,000	\$330,000	\$7,015,000
Haviland Avenue Sidewalk Project from Blossom Way to Medford Ave	\$2,700,000	\$40,000	\$0	\$0	\$0	\$2,740,000
Heyer Avenue Improvements from	\$8,160,000	\$300,000	\$0	\$0	\$0	\$8,460,000

Category	FY2026	FY2027	FY2028	FY2029	FY2030	Total
Redwood Road to Center Street (BPMP)						
Installation of Full Trash Capture Devices in the vicinity of Via Arriba between Via Mirabel and Via Manzananas, San Lorenzo	\$150,000	\$0	\$0	\$0	\$0	\$150,000
Installation of Full Trash Capture Devices in the vicinity of Western Blvd. and Hampton Road, Hayward	\$150,000	\$0	\$0	\$0	\$0	\$150,000
Installation of Small Trash Capture Devices in Unincorporated Alameda County	\$150,000	\$0	\$0	\$0	\$0	\$150,000
Liberty Street Sidewalk Project from 164th Avenue to Fairmont Drive (BPMP)	\$250,000	\$3,400,000	\$150,000	\$0	\$0	\$3,800,000
Major Flood Control Maintenance Projects	\$16,770,000	\$5,200,000	\$1,990,000	\$3,735,000	\$2,725,000	\$30,420,000
Major Maintenance Program	\$1,810,000	\$1,300,000	\$885,000	\$3,055,000	\$4,580,000	\$11,630,000
Maubert Avenue Sidewalk Project from 159th Avenue to Tanager Avenue (BPMP)	\$395,000	\$2,160,000	\$75,000	\$0	\$0	\$2,630,000
Meekland Avenue Phase 2 - Blossom Way to East Lewelling Blvd (BPMP)	\$11,835,000	\$245,000	\$0	\$0	\$0	\$12,080,000
Mines Road Bridge Replacement at Arroyo Mocho (Bridge No. 33C0124)	\$0	\$0	\$140,000	\$3,670,000	\$0	\$3,810,000
Mission Boulevard Corridor Improvement Project - Phase III (I-238 to Hayward City Limit)	\$10,650,000	\$20,265,000	\$7,105,000	\$0	\$0	\$38,020,000
Paradise Knolls Sidewalk Installation	\$0	\$0	\$0	\$70,000	\$2,437,000	\$2,507,000
Pavement Management Program	\$10,000,000	\$10,000,000	\$10,000,000	\$10,000,000	\$10,000,000	\$50,000,000
Proctor Road Sidewalk Project from Redwood Road to Camino Alta Mira	\$4,570,000	\$200,000	\$0	\$0	\$400,000	\$5,170,000
Proctor Road Sidewalk Project from Redwood Road to Walnut Road (BPMP & SR2S)	\$5,560,000	\$300,000	\$0	\$0	\$0	\$5,860,000
Second Street Sidewalk Project from Windfeldt Road to Hayward City Limit (BPMP & SR2S)	\$4,400,000	\$0	\$0	\$0	\$0	\$4,400,000



Category	FY2026	FY2027	FY2028	FY2029	FY2030	Total
Seven Hills Road Sidewalk Project from Redwood Road to Lake Chabot Road (BPMP)	\$0	\$0	\$325,000	\$405,000	\$8,270,000	\$9,000,000
Somerset Avenue Sidewalk Project from Lake Chabot Road to Redwood Road (BPMP)	\$215,000	\$0	\$0	\$0	\$0	\$215,000
Somerset Avenue Sidewalk Project from President Drive to Lake Chabot Road	\$0	\$0	\$240,000	\$460,000	\$3,650,000	\$4,350,000
Traffic Calming Program	\$200,000	\$200,000	\$200,000	\$200,000	\$200,000	\$1,000,000
Transportation Infrastructure Safety Program	\$1,440,000	\$9,425,000	\$8,273,000	\$15,360,000	\$83,307,000	\$117,805,000
W. Sunset Blvd Roadway Improvements from Hesperian Blvd to Royal Avenue (BPMP)	\$2,700,000	\$0	\$0	\$0	\$0	\$2,700,000
Watershed/Special Studies	\$3,907,500	\$1,360,000	\$1,360,000	\$1,360,000	\$4,070,000	\$12,057,500
Total Public Works Agency	\$153,646,800	\$152,330,000	\$137,706,000	\$136,930,000	\$478,062,000	\$1,058,674,800

Category I (CAT I) - GSA Projects Approved and Underway

These projects have been reviewed, funded, and approved by the Board and are currently in active design, development, construction, or in post-construction closeout stage. Category I projects are managed by the General Services Agency (GSA). Please note, the project information pages contained in the Capital Improvement Plan (CIP) represent the current working budget and status updates at a specific point in time. The CIP is a living document that gets amended throughout the Fiscal Year as the Board amends the CIP to reflect adjustments in project costs, funding, and timelines. The costs projected in the Five-Year CIP are meant to illustrate anticipated spending authority (appropriations) during FY 26-30. Please refer to project information sheets in the Capital Projects Chapter for more information.

Category II (CAT II)- GSA Santa Rita Jail Projects

Santa Rita Jail was built in 1988 and is located at 5325 Broder Boulevard in Dublin. The campus includes a central building, housing units, service building, and a warehouse. As the County's largest, 24-hour facility, capital planning surrounding its upkeep and maintenance is extremely important.

Consent Decree Projects: February 2022, the United States District Court for the Northern District of California approved a consent decree which outlines specific conditions in the jail which the County agreed to improve. This has resulted in the development of various consent decree-related capital improvement projects.

This section focuses on the multitude of capital projects both inside the jail and on the jail's campus which are in various stages of development. The projects can be categorized into the following scopes:

Accessibility Project: The County is making accessibility improvements as stipulated in the Settlement Agreement in the Legal Services for Prisoner, et. al. v. Ahern, et. al., Superior Court of California, County of Alameda, Case RG12656266. Accessibility improvements are scheduled to be completed in Summer 2026. The project funding was secured in prior years and encumbered on contracts which explains why the CIP does not show very much activity in the outyears of the plan.

Network Infrastructure and Security Systems Upgrade Project: The campus-wide Security Systems Upgrade project includes the replacement of the outdated security system which will include a fully integrated security control and monitoring system, expanded central control, and dedicated fiber optic backbone. The security upgrades are scheduled to be completed in Spring 2027. The project funding was secured in prior years and encumbered on contracts which explains why the CIP does not show very much activity in the outyears of the plan.

SRJ Space Programs and Services: Projects underway include:

- a. The Enhanced Outdoor Reconfiguration and Recreation Yards Project consists of the creation of new outdoor recreation spaces and updates to two existing quasi-yards.
- b. The Housing Unit Treatment Pod Project will provide ready-to-use confidential treatment spaces in the Housing Units for Behavioral Health staff to treat their clients.
- c. Santa Rita Jail ACSO and BHCS Staff Space Project will renovate space in the Core Building and Housing Units to provide office and treatment spaces for ACSO and BHCS staff.
- d. The Safety Enhancements Project will enhance the safety of the jail by removing potential ligature points in the housing units including those identified on bunk beds, cell desks, stools, ladders, shower heads, bubblers, and doorknobs. This project will also include the replacement of locks in three housing units and the administration area.

Two projects, Cell Softening and Security Screens are complete. The previously identified Mental Health Program and Services Unit (MHPSU) Project, which would have utilized state bond financing, is no longer being pursued.

Facility Operations: GSA in coordination with ACSO, has identified a number of projects to address safety and functional issues including:

- a. Kitchen Renovation including:
 - i. Replacement of outdated equipment operating beyond the expected useful life and reconfiguration of the kitchen layout for improved functionality.
 - ii. Demolition of the existing kitchen interior, including all furnishings, fixtures and equipment, as well as the demolition of any underground utilities, plumbing, interior finishes, demising walls and other interior elements not structural or supporting critical building functions.

iii. Removal of the roof and replacement of the building management system, security system and fire-life safety system will be upgraded.

b. Critical Operations Project, including:

- i. Two 1500kVA 12KV generators will be replaced, and associated electrical system infrastructure upgrades will be made.
- ii. A new one-million-gallon steel above-ground water tank will be installed, along with a second 12-inch water main for redundancy.
- iii. The building management systems will be fully replaced, including Honeywell XC Classic controllers and FS-90 fire panels.
- iv. Fire-life safety systems will be upgraded, including fire alarms, sprinklers, cybersecurity, telecom/low voltage, audio, and security radio systems. The security electronics system will be replaced with a new non-proprietary system to improve remote door control, intercom, building perimeter, duress system alarm monitoring, and CCTV surveillance.
- v. One hundred and twenty-three commercial-grade doors will be replaced with detention-grade doors and hardware across several housing units (HU). Additionally, nine detention-grade sliding doors will be replaced in numerous areas within the facility.
- vi. The HVAC (heating, ventilation, and air conditioning) system will undergo insulation removal and reapplication in fan enclosures of each HU and the core buildings, along with basic maintenance. Any unserviceable HVAC equipment or inaccessible ductwork will be replaced or cleaned as necessary.
- vii. The interior Ring Road around the perimeter of the Housing Units, within the secure perimeter of the facility, will be replaced.
- viii. The roofs of multiple housing units will be replaced with new insulation, roofing membranes, and flashings, and photovoltaic panels on one unit will be removed and reinstalled.

Additional projects will be identified in the upcoming fiscal year with the assistance of construction management firms following completion of the SRJ Master Plan and these costs will fall under the categories of Program Management and Future Facility Needs. The projects will be moved forward for Board consideration upon completion of the studies and the amounts below represent current estimates.

Please see Capital Projects section for more information.

Category III (CAT III) - Facility Conditions Assessment (FCA), Major Maintenance, Hazardous Material Abatement, and Americans with Disabilities Act (ADA) Projects

This category includes a range of activities broken down into four sections:

1. Americans with Disabilities Act Projects
2. Hazardous Material Abatement Projects
3. Major Maintenance
4. Facility Conditions Assessment
 - a. Facility Needs Priority 1 Projects
 - b. Countywide Solar and Energy Savings Projects
 - c. Deferred Maintenance

The cost estimates below do not include seismic retrofit costs nor the annual cost of daily routine maintenance operations. Deferred maintenance needs associated with Santa Rita Jail are included in Category II.

CAT III-Americans with Disabilities (ADA) and Hazardous Material Abatement Projects List

The following is a preliminary list of projects for FY 25-26. The total exceeds the allocated funding to allow for potential shifts in project priority.

Projects	Cost Estimate
SSA Edgewater ADA	\$451,973
SSA Enterprise ADA	\$349,172
Mental Health Building ADA	\$48,000
Probation Building ADA	\$369,500
Veterans Building ADA	\$84,000
Admin Building ADA	\$36,400
Env Health Building ADA	\$792,131
Registrar of Voters ADA	\$12,000
WIC Program Building ADA	\$75,192
ECHOJ ADA	\$36,000
RCD Courthouse ADA	\$89,000
Law Library ADA	\$90,000
Albany Vets Building ADA	\$120,000
Eden Township Building ADA	\$56,000
Countywide Hazardous Materials Projects	\$1,488,300
TOTAL	\$2,609,368

CAT III-Major Maintenance Projects

In addition to the FCA, the General Services Agency (GSA) maintains a separate list of major maintenance projects, Americans with Disability Act (ADA) projects and Environmental Projects which include Hazardous Materials Abatement. GSA receives \$15 million from the Maintenance of Effort budget which is used to address these projects. The lists below represent the preliminary projects in their pipeline and are subject to change.

Building Name (Location)	Project Description	Estimated Costs
1131 Harbor Bay (01030)	Replace the existing roof with a new 2-ply modified bitumen Stressply roof system.	\$1,500,000
12th and Oak St. Building - Law Library / Conference Center (04410)	Roofing, Exterior facade weatherproofing & spalling concrete repairs, & Skylights	\$1,500,000
8201 Edgewater	Elevator Modernization	\$200,000
8201 Edgewater - Probation (04555)	Install a new fire alarm system	\$300,000
Administration Building (04390)	Replace lower roof auditorium	\$1,650,432
Alameda County Sheriff's Office (ACSO) Academy Training (11020)	EVOC - Repairs and repavement, approx 193,000 sqft (includes concrete pad)	\$750,000
ALCO Parking Garage (04440)	Spalling Repairs / Sealant coat over parking surface	\$2,000,000
ALCO Parking Garage (04440)	Roofing - Protected Membrane	\$803,738
East County Animal Shelter (11030)	Fuel-Fired Heating Boilers - 1751 to 3750 MBH	\$96,841
Hayward HHW (13050)	Replace Aquious Foam System	\$1,000,000
Heritage House/Dist 1/4 Field Office (16015)	Repipe plumbing system	\$200,000
Livermore HHW (14030)	Replace Aquious Foam System	\$1,000,000
Public Works Agency (PWA) Heavy Equipment Repair Building (11100)	Steel Building Structure, Metal Roof & Gutters	\$64,470
RCD Courthouse (04400)	Branch sewer lateral replacement that serves the ROV restroom.	\$200,000
Registrar of Voters (ROV) Warehouse (04730)	Replace Interior Sewer Lines	\$150,000
Registrar of Voters (ROV) Warehouse (04730)	Roof Replacement, Fall Hazard Corrective Maintenance, Purlin Repair	\$3,500,000
Social Services Agency (SSA) Enterprise (04560)	Elevator Modernization	\$225,000
	TOTAL	\$15,140,481

CAT III- Facility Conditions Assessment (FCA)

The first step in creating a comprehensive Capital Improvement Plan is to have an understanding of the current condition of the facilities and infrastructure in the portfolio. A FCA is an industry-wide reporting tool provided by third-party consultants to real estate owners such as government entities. The County commissioned an FCA in 2018.

GSA developed bundled, shovel-ready project plans for priority facilities totaling approximately \$191 million in costs. The criteria used in the prioritization of projects includes the critical nature of the service, level of public use, uniqueness of program service and availability of funding.

Separate, but related to this scope, GSA is also actively managing energy savings projects Countywide, including the Fairmont Campus, Hayward buildings, and Veteran's buildings. These scopes include the installation of solar systems, energy-efficient building infrastructure and electric vehicle charging stations.

Facility Needs-Priority 1 Projects List will be executed in the following locations/facilities:

- Cherry Hill Detox
- Fairmont Building H
- Fairmont Lower and Upper Campus
- Fairmont Willow Rock Buildings
- Fairmont Campus Administration Building, Building B, C, E, H, Cafeteria/Dietary, Chapel
- Wilma Chan Highland Hospital Building: Administration Building, Service Building, Koret Building, Wings A, B, E
- Morton Bakar Center
- BHCS Crisis Response Unit
- Cherry Hill Sobering Center
- Eden CHMC
- County Homeless Shelter
- South County Crisis Center
- Villa Fairmont
- Ashland Youth Center
- Youth Uprising and Clinic
- Las Vistas I, II, III
- Juvenile Justice Center
- Camp Sweeney

See Project Information Sheet for more information.

Category IV (CAT IV)-Pending Projects-Studies Underway

The projects in this category are in the process of evaluation, planning, and further development. The Board has authorized a preliminary feasibility study, but it is possible that following the results of the study, the Board may decide not to proceed with the proposed project. Below is a list of the active Category IV Feasibility studies.

Total development budgets for these projects will be determined after the preliminary analysis is completed. Since some of these projects have large funding implications, they may later be shown under Category VI as potential future projects to illustrate their potential impact on the Five-Year Capital Improvement Plan. Projects will move to Category I as they are finalized and approved by the Board. Authorization of a Category IV study does not constitute an automatic approval of the future project.

Category IV – Pending Projects and Studies	Status
8000 Capwell Drive – Roof Purlin Replacement	Study In Progress
Data Center Back Up - Automatic Transfer Control System (ATCS) and Generator Power Transfer Test and Repair at the Administration Building	Study In Progress
Castro Valley EV Charging Stations	Study Complete
CDA Submeter Water Testing Lab	Study Complete
Cherry Hill Detox Kitchen	Study Complete
ITD Space Re-allocation/Operation Control Center	Study Complete
Nike Missile Site Building Improvements	Study Complete
RTC EVOC Track-Firearms Range	Study Complete
West Winton Shed Replacement	Study Complete
White Cotton Cottage	Study Complete
Window Washing Equipment Certification for high rise buildings	Pending Board Approval FY 25-26
Redesign of the Administration Plaza	Pending Board Approval FY 25-26
Washer/Dryer for the Building Maintenance Department at Santa Rita Jail (SRJ) Warehouse	Pending Board Approval 25/26
Camp Sweeney / Juvenile Justice Center Gates	Pending Board Approval 25/26

Category V (CAT V)-Completed Projects

The following projects were completed and closed out since the last publication of the FY 25-29 Capital Improvement Plan. The project costs related to this category do not appear in the FY 26-30 Five-Year Plan.

JJC Exterior Equipment Project

The Alameda County Probation Department (ACPD) Outdoor Recreation Enhancements for the Youth Physical Activities project involved the construction of exterior exercise equipment. This project was included in planned, critical improvements to the Alameda County Juvenile Justice Center (JJC), which houses the ACPD Juvenile Hall.

In order to create a secure rehabilitation program that meets the specific and individualized needs of the youth and young adults previously housed at the Department of Juvenile Justice, ACPD sought to create a therapeutic housing environment that includes both indoor and outdoor activity areas for youth and their families to utilize. These improvements were essential to create a mentally, physically, and spiritually rehabilitative space for returning minors (youth under 18) and young adults.



JJC Exterior Equipment Project

Franklin Street Parking Fence

The parking lot located at 1424 Franklin Street, Oakland, also known as the Franklin Street Parking Lot, is maintained by the General Services Agency (GSA) and operated by the GSA-Parking Division.

GSA-Parking Division strives to ensure County parking lots are safe and secure. To enhance the security and safety of this parking lot, GSA determined that the existing fence and gate required replacement. The scope of work for this project included the removal and disposal of the existing chain link fence, installation of a new 10-foot high ornamental iron fence, swing gate, rolling gate, gate operator, and replacement of the existing electrical panel.



Franklin Street Parking Fence

Ashland Youth Center Furniture and Audio Visual Upgrades

The REACH Ashland Youth Center, located at 16335 E 14th Street in San Leandro, is a County owned facility that is operated by the Alameda County Health's (ACH) Center for Healthy Schools and Community (CHSC) and is maintained by the General Services Agency (GSA). Funds from the remaining balance of the original construction budget for the Ashland Youth Center Furniture and AV Upgrade (Project) were approved for improvements and upgrades to the front desk, camera, security access controls, furniture, and audiovisual (AV) equipment.

GSA and ACH updated the AV system components needed to provide functionality that will better serve our community. These systems were separated into 6 independent zones: 1) Front entrance lobby, 2) Groove dance center, 3) Lift workout room, 4) Media center, 5) the Fuente Wellness Center, and 6) the Bite Café. Each location was designed to be standalone, allowing users to easily connect and control sources, with volume, control selection and room functions available on a local touch screen panel. The upgrade included a new desktop computer for AV system troubleshooting and a 24-port network switch and router.



Ashland Youth Center Furniture and Audio Visual Upgrades

Dublin Transit Center Parking Garage

The Dublin Transit Center Parking Garage is an approximately 159,000 square foot, five-level structure with over 500 parking spaces and preferred spaces for vanpool vehicles and electric vehicle (EV) charging stations. In January 2018, the Livermore Amador Valley Transit Authority (LAVTA), as the lead agency, and the General Services Agency (GSA) sought grant funding from the California Department of Transportation (Caltrans) 2018 Transit and Intercity Rail Capital Program (TIRCP) to build a new parking garage structure. The site is on the Surplus Property Authority's Site D-1, a 2.4-acre parcel adjacent to the East Dublin-Pleasanton Bay Area Rapid Transit (BART) station parking structure.

The parking garage achieved ParkSmart Bronze certification, reflecting the County's commitment to environmentally responsible construction and reducing the carbon footprint by promoting sustainable practices in urban infrastructure.



Dublin Transit Garage

ROV Observation Space and Equipment Installation

The County of Alameda's property at 1221 Oak Street, Oakland, houses several departments including the Registrar of Voters (ROV). The scope of the ROV Observation Space and Equipment Installation Project (Project) was to provide election security and assist in the processing of materials sent to over 938,000 registered voters.

Federal and state-mandated operations for the Project included: accommodating the increased voter population before the March 2024 Presidential Primary Election to reach 1,000,000 in Alameda County, which also increased the need for staffing and workspace in ROV. The remodel consisted of creating a secure observation area for processing ballots by reconfiguring walls and installing new equipment to sort ballots as well as the associated HVAC, electric, and structural infrastructure to support the new observation area and equipment.



ROV Observation Space

Enterprise Fence Replacement Project

The Enterprise Fence Replacement involved replacing the existing chain link fence at 8477 Enterprise Way, Oakland, with a more secure wrought iron fence at the request of the Social Services Agency (SSA), which operates the facility. This upgrade enhanced the facility's security for SSA staff.



Enterprise Fence Replacement

San Lorenzo Audio Visual Upgrade

The San Lorenzo Library, located at 395 Paseo Grande, San Lorenzo, is a County-owned facility operated by the Alameda County Library and maintained by the General Services Agency (GSA). The Alameda County Library requested GSA to upgrade the audiovisual system at the San Lorenzo Library. The existing system was comprised of different components that were not working together properly. The San Lorenzo Library Audio Visual Upgrade (Project) provided a comprehensive upgrade to the audiovisual system.

The scope of work included the replacement and installation of a new audiovisual system, including the connecting of all necessary cabling and electrical to the existing announcement system. The Project improved the facility to optimize the use of video conferencing and delivered the commitment to meet the changing needs and interests of the Alameda County Library.



San Lorenzo Library Audio Visual Upgrade

Rene C. Davidson Elevator Modernization

The RCD Elevator Modernization Project modernized the five aging elevators, that were deemed risk of failure at the RCD Courthouse at 1225 Fallon Street, Oakland.



RCD Elevator Modernization

Category VI (CAT VI)-Future Projects

Projects in Category VI are re-evaluated upon the completion of preliminary studies (Category IV), as well as when a completed funding plan has been identified. It is important to identify these future, pending projects so that the Board has an understanding of the financial impacts these projects could have on the County's budget.

Project budgets as described in this Category represent preliminary, conceptual estimates, based upon labor and materials pricing at the point of initial project budget development. As funding is identified, the CIP is amended, and projects are presented to the Board for approval. Board Committee review may be requested as part of the development process prior to final Board review and decision. Some projects are listed without project estimates but are presented in this list so that the Board has a full understanding of the potential projects in the pipeline.

Public Works Agency Capital Projects

The mission of the Public Works Agency is to enhance the quality of life for people of Alameda County by providing a safe well maintained and lasting public works infrastructure. This is effectuated through the agency of capital improvement program plan. This section lays out the annual update to this program plan.

Public Works Agency infrastructure capital improvement program is a five-year plan for preserving and enhancing Alameda County's public infrastructure transportation and flood control facilities. Generally, it is designed to identify and prioritize infrastructure projects including tentative schedules and funding options. Infrastructure improvement projects entail the provision and major improvements to public infrastructure including the design and construction of multimodal transportation facilities, street reconstruction and rehabilitation projects and construction and rehabilitation of flood control facilities.

The process of developing the CIP begins with the preparation of a list of potential projects. These projects are generally identified through feasibility safety or watershed studies. Projects can also be identified by residents and other stakeholders for inclusion in the plan. Examples of these include:

Pavement Management Projects: These projects are identified and prioritized using a pavement management program by which pavement conditions are rated using a computer application. Each street is assigned a pavement rating or pavement condition index ranging from zero to 100. Depending on these ratings staff develops priority listing of streets and associated corrective measures for inclusion in the CIP.

Sidewalk Improvement Projects: these projects are identified and assigned a rating based upon a numeric scale developed as part of the sidewalk improvement program. From this scale, sidewalk projects are prioritized for inclusion in the CIP.

Safety Studies: PWA conducts multiple safety studies from which potential projects are identified and assigned short, medium or long term priorities for inclusion in the CIP.

Watershed Studies: PWA conducts hydrologic and hydraulic studies within the multiple watersheds and flood control zones from which projects are identified and prioritized for inclusion in the CIP.

Project Timing, Budget, Funding and Expenditure Estimates

The CIP includes descriptions and cost estimates for each project, possible funding sources and estimated implementation timelines. By their nature, capital improvement projects can often take several years to complete with planning, design, funding and construction implemented in several phases. There are a number of unknowns and uncertainties when developing future plans in the current highly volatile economic environment. Forecasting future funding opportunities is extremely difficult. Estimating the cost of projects in future years is not an exact science and furthermore, priorities can change overtime. Therefore, the CIP should be seen as a planning document that is subject to change.

Public Works Projects are categorized into two groups, Flood Projects and Road Projects. There are ten flood control zones countywide with the following watershed boundaries:

Zone 2 – Serving the communities of Castro Valley, San Lorenzo, Ashland, Cherryland, and Fairview. Zone 2 encompasses 40,390 acres with 55 miles of creeks, including San Lorenzo and Cull Creeks.

Zone 2A – Includes the City of San Leandro (partial) with 329 acres of watershed.

Zone 3A – Serving the City of Fremont (partial) and Warm Springs with 19,700 acres of watershed and nine pump stations.

Zone 4 – Includes the cities of Hayward (partial) and the communities of Mohrland, and Russel City with 2,960 acres of watershed.

Zone 5 – Serving the cities of Fremont (partial), Newark (partial), Union City (partial), and the communities of Centerville, Niles, and Decoto. Zone 5 includes 45,440 acres of watershed, including the eight creeks and the Newark and Mowry slough.

Zone 6 – Serving the City of Fremont (partial) and the Warm Springs area (partial), and communities of Irvington and Mission San Jose. Zone 6 includes 10 creeks and the Lake Elizabeth Reservoir.

Zone 9 – Serving the City of San Leandro (partial) with 2,482 acres of watershed and four pump stations.

Zone 12 – Serving the Cities of Oakland, Emeryville, and San Leandro (partial), Zone 12 has a watershed area of 51,200 acres with 12 creeks spanning 18 miles, and five pump stations.

Zone 13 – Includes the City of San Leandro (partial) with 3,200 acres of watershed, including the San Leandro creek.

Within the Flood Program there are four categories of projects:

1. Flood Control Restoration Projects-These projects restore natural creek functions; provide for the passage of fish, restore creek ecosystems; and provide for improved water quality in our creeks and channels.
2. Major Flood Control Maintenance Projects-These projects restore the original design capacity of the existing system; repair failing portions of the system; extend the useful life of the system; and keep the system performing as planned.
3. Watershed/Special Studies-These studies identify areas of needed flood control improvements; analyze the impacts of new development on flood protection; identify areas where it may be possible to develop environmental restoration projects without compromising flood protection; and identify the impacts of continued sea level rise on the flood control channels that discharge into the bay.
4. Flood Control Capacity Improvement Projects-These projects increase the flood protection of the existing system; expand the system by building new flood protection facilities where the District had none before; and improve the operating efficiency of the existing system.

The Road Program is generally geographically restricted to the Unincorporated areas of the County. Most incorporated jurisdictions are responsible for their own road maintenance unless specifically contracted with the County. The Road Program has five major components:

1. Major Maintenance Program-projects in this category include major capital improvements needed on existing transportation infrastructure for the purpose of maintaining existing facilities. Typical projects include lifecycle extensions major risk reduction work as well as updating obsolete facility / infrastructure.
2. Pavement Management Program-projects in this category include pavement preventative maintenance treatments such as crack sealing, slurry seals, micro seals, and chip seals as well as road reconstruction treatments such as pavement overlays, full depth AC replacement and full depth reclamation (FDR). Street Saver®, a pavement management software, is used to monitor pavement conditions, and to prioritize resurfacing projects.
3. Transportation Infrastructure Safety Program-projects in this category include the preparation of infrastructure and safety studies and the implementation of improvements as recommended by said studies; the implementation of neighborhood traffic calming measures as developed using the County traffic calming program. Typical projects may include traffic signals, street lighting, street widening, guardrails, and traffic calming measures.
4. Pedestrian/Bicycle Facility Program-projects in this category include the implementation of improvements identified in the bicycle and pedestrian master plan, the safe routes to schools' study and the ADA transition plan, including new sidewalks, curb ramps, crosswalks, pedestrian beacons, bike routes and bike lanes.
5. Major Infrastructure Improvement Program-These large-scale projects include bridge replacements, corridor improvements, utility infrastructure improvements, and safety improvements.

In the Capital Projects section, information about each project is presented. The following PWA managed projects, are also mentioned under the Tier One section of the CIP: Hesperian Boulevard Corridor Improvement Project (I-880 to A Street), Meekland Avenue Phase 2-Blossom to East Lewelling (BPMP), and Mission Boulevard Phase III. To manage these complex projects with multiple funding streams and to leverage the maximum amount of state or federal funding, PWA shifts eligible funding to the most appropriate project given the circumstances. Any difference in the original commitment amounts as compared to the project information sheets is due to interest earnings and PWA's assessment of the funding situation.

Tier One Projects

As part of the Fiscal Year 2012-13 Budget adoption, the Board established policies regarding the property tax increment returned to the County due to the February 1, 2012, statewide dissolution of redevelopment agencies, including:

- Allocating up to \$18M annually for up to five years for Board-approved priority capital projects in Unincorporated County (Tier One Projects) to be completed by the Community Development Agency (CDA), General Services Agency, or the Public Works Agency (PWA);
- An annual review of all projects and proposed funding including consideration of projects in the unincorporated area; and
- Scheduling a Board work session to discuss additional policies and guidelines after the State Department of Finance has completed its final determination regarding property tax increment from former redevelopment agencies.

On July 29, 2014, the Board took action to clarify policy relating to Tier 1 projects including:

- Continuing to allocate up to \$90M previously approved by the Board for Tier 1 projects on a “Pay-As-You-Go” basis; and
- Extending the time for accrual of these funds past the original 5 years in order to complete the Tier 1 projects or reach the \$90M (whichever comes first).

The original twelve Tier One Projects and their respective allocations are listed below:

	Responsible Department	Project	Allocation
1	CDA	Ashland Youth Center Operations	\$3,030,000
2	CDA	Castro Valley Shared Parking	\$3,300,000
3	CDA	San Lorenzo Library	\$9,425,264
4	PWA	Traffic Signal E 14 th / 163 rd Ave	\$2,200,000
5	CDA	Cherryland Fire Station	\$6,600,000
6	PWA	E 14 th / Mission Blvd Phase 2	\$9,900,000
7	CDA	Cherryland Community Center	\$22,000,000
8	PWA	Hesperian Blvd Streetscape	\$4,719,960
9	PWA	Meekland Ave Streetscape	\$3,500,000
10	PWA	Mission Blvd Streetscape Phase 3	\$9,900,000
11	CDA	San Lorenzo Civic Plaza	\$4,400,000
12	CDA	Hillcrest Knolls Improvements	\$6,000,000
		Contingency	\$5,024,776
		TOTAL	\$90,000,000

On October 25, 2022, the Board reallocated funding from the Hillcrest Knolls project to the Law Enforcement Facility project. On November 22, 2022, the Board cancelled the San Lorenzo Civic Plaza project and added and reallocated the associated funding towards three new Tier One Projects, all to be managed by CDA:

- Lorenzo Theater rehabilitation and reuse (\$2,300,000)
- Hayward Acres Family Resource Center (\$750,000)
- San Lorenzo Commercial Kitchen (\$1,350,000)

On June 3, 2025, the Board considered the reallocation of the San Lorenzo Commercial Kitchen funds to the San Lorenzo Theater rehabilitation project. The reallocation of these funds is shown in the FY 26-30 CIP but is subject to formal board approval.

Due to funding eligibility rules in leveraging the maximum amount of State funding, PWA consolidated Tier One funding to Mission Blvd Phase 3. Additionally, the Hesperian Blvd Streetscape and Meekland Ave Phase 2-Blossom to East Lewelling projects were completed without using Tier 1 funds.

As of the publication of this document, seven Tier One Projects have been completed, two are in process, one is pending Board approval and one has not started. Of the \$90 million allocation, \$72 million has been spent or encumbered, \$5 million reallocated to non-Tier One projects, and approximately \$13 million is pending reallocation potentially to White Cotton Cottage.

The CIP forecasts approximately \$9.65 million in funding being used in FY 26-30 associated with Lorenzo Theater Rehabilitation and Law Enforcement Facility. Please see Capital Projects section for more information.

Status	Responsible Department	Project
1-complete	CDA	Ashland Youth Center Operations
2-complete	CDA	Castro Valley Shared Parking
3-complete	CDA	San Lorenzo Library
4-complete	PWA	Traffic Signal E 14 th / 163 rd Ave
5-complete	CDA	Cherryland Fire Station
Combined with Mission Blvd Phase 3	PWA	E 14 th / Mission Blvd Phase 2
6-complete	CDA	Cherryland Community Center
Completed with alternate sources	PWA	Hesperian Blvd Streetscape
Completed with alternate sources	PWA	Meekland Ave Streetscape
7-underway	PWA	Mission Blvd Streetscape Phase 3
Cancelled and reallocated funds	CDA	San Lorenzo Civic Plaza

8-underway	CDA	Lorenzo Theater Rehab and Reuse
9-complete	CDA	Hayward Acres Family Resource Center
Pending Board approval to cancel and reallocate funds	CDA	San Lorenzo Commercial Kitchen
Cancelled and reallocated funds	CDA	Hillcrest Knolls Improvements
10-not started	GSA	ACSO Eden Township Substation Replacement

Tier One Summary

Completed	Allocation	Expenses/ Encumbrances/ Commitments	Remaining Balance
Ashland Youth Center Operations	\$ 3,030,000	\$ (3,000,000)	\$ 30,000
Castro Valley Shared Parking	\$ 3,300,000	\$ (4,748,607)	\$ (1,448,607)
San Lorenzo Library	\$ 9,425,264	\$ (9,120,343)	\$ 304,921
Traffic Signal E. 14th / 163rd Ave	\$ 2,200,000	\$ (1,591,609)	\$ 608,391
Cherryland Fire Station	\$ 6,600,000	\$ (4,091,396)	\$ 2,508,604
Cherryland Community Center	\$ 22,000,000	\$ (19,074,771)	\$ 2,925,229
Hesperian Blvd Streetscape*	\$ 4,719,960		\$ 4,719,960
TOTAL COMPLETED	\$ 51,275,224	\$ (41,626,726)	\$ 9,648,498
Active	Allocation	Expenses/ Encumbrances/ Commitments	Remaining Balance
Meekland Ave Phase 2- Blossom to East Lewelling*	\$ 3,500,000		\$ 3,500,000
Mission Blvd Streetscape*	\$ 19,800,000	\$ (19,800,000)	\$ -
Lorenzo Theater Rehab Project	\$ 3,650,000	\$ (3,650,000)	\$ -
Hayward Acres Family Resource Center	\$ 750,000	\$ (750,000)	\$ -

Commercial Kitchen Project (Pending Board Approval to Reallocate)			\$ -
TOTAL ACTIVE	\$ 27,700,000	\$ (24,200,000)	\$ 3,500,000
Not Started	Allocation	Expenses/ Encumbrances/ Commitments	Remaining Balance
Hillcrest Knolls Improvements (reallocated to ACSO Eden Substation Replacement)	\$ 6,000,000	\$ (6,000,000)	\$ -
TOTAL NOT STARTED	\$ 6,000,000	\$ (6,000,000)	\$ -
TOTAL PROJECTS	\$ 84,975,224	\$ (71,826,726)	\$ 13,148,498
Contingency	\$ 5,024,776	\$ -	\$ 5,024,776
Reallocation		\$ (5,000,000)	\$ (5,000,000)
GRAND TOTAL	\$ 90,000,000	\$ (76,826,726)	\$ 13,173,274
*Projects managed by PWA			

Capital Projects

When reading individual project information sheets, please use the following guide:

CAPITAL COSTS

FY 2026 Budget	Total Budget (all years)	Project Total
This column represents the appropriation requested in the budget for FY 2025-2026	This column represents the estimated appropriations needed during the five years of the CIP: FY 2025-26, 2026-27, 2027-28, 2028-29, 2029-30	This column represents all costs (including historical expenditure and encumbrance data as of 4/21/25 + FY 26-30) related to the project

Please note, additional Board approvals may have occurred after the preparation of this document which may have changed project budgets.

Capital Projects

Project Name	Years	Departments	Type	Total
A Street/Redwood Road Sidewalk Installation Between Knox Street and Hayward City Limit	2027 - 2029	Public Works Agency	PWA Project	\$3,245,000
ADA Compliance Program	2026 - 2030	Public Works Agency	PWA Project	\$3,000,000
Arroyo Road Bridge Replacement at Dry Creek	2026 - 2028	Public Works Agency	PWA Project	\$3,735,000
Barlett Avenue Sidewalk (SR2s & BPMP)	2026 - 2027	Public Works Agency	PWA Project	\$4,345,000
Bockman Road Sidewalk Improvements in the Vicinity of Bohannon Middle School (SR2S)	2026 - 2027	Public Works Agency	PWA Project	\$755,000
Castlewood Drive Bridge Replacement	2026 - 2028	Public Works Agency	PWA Project	\$6,192,500
Castro Valley Blvd Improvements from Stanton Avenue to San Miguel Avenue	2028 - 2030	Public Works Agency	PWA Project	\$12,830,000
CAT I-2000 San Pablo Tenant Improvement Project	2026	General Services Agency	GSA PIP	\$200,000
CAT I-ACFD Regional Training Center	2026	General Services Agency	GSA PIP	\$1,700,000
CAT I-African American Wellness Hub	2026 - 2027	General Services Agency	GSA PIP	\$31,020,454
CAT I-Camp Sweeney Fence	2026	General Services Agency	GSA PIP	\$471,800
CAT I-Castro Valley Library Audio Visual Upgrade	2026	General Services Agency	GSA PIP	\$60,934
CAT I-Edgewater Drive Building Renovation	2026 - 2027	General Services Agency	GSA PIP	\$9,100,000
CAT I-Juvenile Justice Center Housing Unit Safety Barriers	2026	General Services Agency	GSA PIP	\$668,736
CAT I-Wiley W. Manuel Courthouse Underground Storage Tank Removal	2026	General Services Agency	GSA PIP	\$819,918
CAT II-SRJ ACSO BHCS Staff Space and Treatment Areas	2026 - 2027	General Services Agency	GSA PIP	\$6,524,323



Project Name	Years	Departments	Type	Total
CAT II-SRJ Critical Operations	2026 - 2027	General Services Agency	GSA PIP	\$243,849,636
CAT II-SRJ Enhanced Outdoor Reconfiguration and Recreation Yards	2026 - 2027	General Services Agency	GSA PIP	\$2,510,534
CAT II-SRJ Future Facility Needs	2030	General Services Agency	GSA PIP	\$200,000,000
CAT II-SRJ Housing Unit Treatment Pod	2026 - 2027	General Services Agency	GSA PIP	\$6,713,506
CAT II-SRJ Interior Accessibility Upgrades	2026 - 2027	General Services Agency	GSA PIP	\$3,197,907
CAT II-SRJ Kitchen Renovation	2026 - 2027	General Services Agency	GSA PIP	\$38,086,786
CAT II-SRJ Network Infrastructure Upgrade	2026 - 2027	General Services Agency	GSA PIP	\$4,546,440
CAT II-SRJ Program Management	2026 - 2030	General Services Agency	GSA PIP	\$49,250,743
CAT II-SRJ Safety Enhancements	2026 - 2028	General Services Agency	GSA PIP	\$2,087,388
CAT III-Americans with Disabilities Act (ADA) Projects	2026 - 2030	General Services Agency	GSA PIP	\$5,265,400
CAT III-Countywide Solar and Energy Savings Projects	2026 - 2030	General Services Agency	GSA PIP	\$320,313,454
CAT III-Facility Conditions Assessment - Deferred Maintenance	2027 - 2030	General Services Agency	GSA PIP	\$400,000,000
CAT III-Facility Needs Priority 1 Projects	2026 - 2027	General Services Agency	GSA PIP	\$61,048,401
CAT III-Hazardous Materials - Environmental Projects	2026 - 2030	General Services Agency	GSA PIP	\$5,488,300
CAT III-Major Maintenance	2026 - 2030	General Services Agency	GSA PIP	\$64,246,300
CAT VI-ACSO ACFD Joint Dispatch Center	2027 - 2030	General Services Agency	GSA PIP	\$90,000,000
CAT VI-ACSO Emergency Vehicle Operator Course Track Expansion	2027	General Services Agency	GSA PIP	\$3,843,131
CAT VI-Arc Flash Studies	2027 - 2030	General Services Agency	GSA PIP	\$10,400,000
CAT VI-Building Automation System Replacement	2027 - 2030	General Services Agency	GSA PIP	\$17,000,000
CAT VI-Countywide Generators	2027 - 2029	General Services Agency	GSA PIP	\$4,330,000
CAT VI-Eden Township Substation Replacement	2028 - 2030	General Services Agency	GSA PIP	\$200,000,000
CAT VI-Fremont Hall of Justice Systems Upgrade	2027	General Services Agency	GSA PIP	\$639,046
CAT VI-Hayward Hall of Justice Fire Protection	2027	General Services Agency	GSA PIP	\$17,393
CAT VI-Hayward Hall of Justice Systems Upgrade	2027	General Services Agency	GSA PIP	\$353,593
CAT VI-Measure X Fire Stations	2026 - 2029	General Services Agency	GSA PIP	\$90,000,000
CAT VI-Nike Missile Site	2027	General Services Agency	GSA PIP	\$3,500,000
CAT VI-Seismic Studies	2027 - 2029	General Services Agency	GSA PIP	\$5,000,000
CAT VI-Sunol Ridge Roadway Reinforcement	2027 - 2028	General Services Agency	GSA PIP	\$1,000,000
CAT VI-White Cotton Cottage	2027 - 2029	General Services Agency	GSA PIP	\$13,000,000
Center Street Corridor Improvement Project	2029 - 2030	Public Works Agency	PWA Project	\$16,580,000



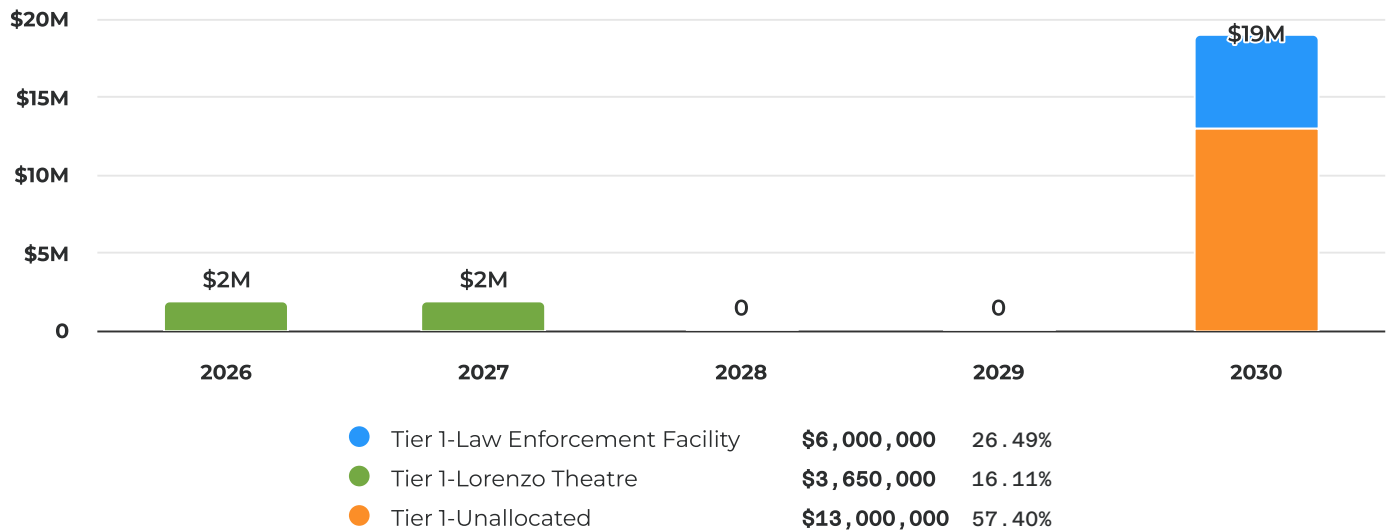
Project Name	Years	Departments	Type	Total
Christensen Lane Sidewalk Construction Project from Simsbury Road to Parsons Avenue	2028 - 2029	Public Works Agency	PWA Project	\$1,665,000
Crow Canyon Road Roundabouts	2026 - 2028	Public Works Agency	PWA Project	\$13,800,000
East Lewelling Blvd Sidewalk Improvements between Meekland Ave and Lanton Way (BPMP)	2026 - 2027	Public Works Agency	PWA Project	\$320,000
Flood Control Capacity Improvement Projects	2026 - 2030	Public Works Agency	PWA Project	\$525,930,800
Flood Control Restoration Projects	2026 - 2030	Public Works Agency	PWA Project	\$111,692,000
Grant Avenue Roadway and Streetscape Improvement Project between Washington Ave and Channel Street	2028 - 2030	Public Works Agency	PWA Project	\$7,395,000
Grove Way Improvements from Oak Street (HCL) to Tanglewood Drive	2026	Public Works Agency	PWA Project	\$3,310,000
Grove Way Median Installation Between Redwood Rd and Center St	2029 - 2030	Public Works Agency	PWA Project	\$1,400,000
Grove Way Sidewalk Improvements Between Western Blvd and Mission Blvd	2028 - 2029	Public Works Agency	PWA Project	\$6,360,000
Hansen Road Sidewalk Project from East Avenue to Fairview Avenue (BPMP & SR2S)	2028 - 2030	Public Works Agency	PWA Project	\$7,015,000
Haviland Avenue Sidewalk Project from Blossom Way to Medford Ave	2026 - 2027	Public Works Agency	PWA Project	\$2,740,000
Heyer Avenue Improvements from Redwood Road to Center Street (BPMP)	2026 - 2027	Public Works Agency	PWA Project	\$8,460,000
Installation of Full Trash Capture Devices in the vicinity of Via Arriba between Via Mirabel and Via Manzanitas, San Lorenzo	2026	Public Works Agency	PWA Project	\$150,000
Installation of Full Trash Capture Devices in the vicinity of Western Blvd. and Hampton Road, Hayward	2026	Public Works Agency	PWA Project	\$150,000
Installation of Small Trash Capture Devices in Unincorporated Alameda County	2026	Public Works Agency	PWA Project	\$150,000
Liberty Street Sidewalk Project from 164th Avenue to Fairmont Drive (BPMP)	2026 - 2028	Public Works Agency	PWA Project	\$3,800,000
Major Flood Control Maintenance Projects	2026 - 2030	Public Works Agency	PWA Project	\$30,420,000
Major Maintenance Program	2026 - 2030	Public Works Agency	PWA Project	\$11,630,000
Maubert Avenue Sidewalk Project from 159th Avenue to Tanager Avenue (BPMP)	2026 - 2028	Public Works Agency	PWA Project	\$2,630,000
Meekland Avenue Phase 2 - Blossom Way to East Lewelling Blvd (BPMP)	2026 - 2027	Public Works Agency	PWA Project	\$12,080,000
Mines Road Bridge Replacement at Arroyo Mocho (Bridge No. 33C0124)	2028 - 2029	Public Works Agency	PWA Project	\$3,810,000
Mission Boulevard Corridor Improvement Project - Phase III (I-238 to Hayward City Limit)	2026 - 2028	Public Works Agency	PWA Project	\$38,020,000
Paradise Knolls Sidewalk Installation	2029 - 2030	Public Works Agency	PWA Project	\$2,507,000
Pavement Management Program	2026 - 2030	Public Works Agency	PWA Project	\$50,000,000
Proctor Road Sidewalk Project from Redwood Road to Camino Alta Mira	2026 - 2030	Public Works Agency	PWA Project	\$5,170,000
Proctor Road Sidewalk Project from Redwood Road to Walnut Road (BPMP & SR2S)	2026 - 2027	Public Works Agency	PWA Project	\$5,860,000
Second Street Sidewalk Project from Windfeldt Road to Hayward City Limit (BPMP & SR2S)	2026	Public Works Agency	PWA Project	\$4,400,000



Project Name	Years	Departments	Type	Total
Seven Hills Road Sidewalk Project from Redwood Road to Lake Chabot Road (BPMP)	2028 - 2030	Public Works Agency	PWA Project	\$9,000,000
Somerset Avenue Sidewalk Project from Lake Chabot Road to Redwood Road (BPMP)	2026	Public Works Agency	PWA Project	\$215,000
Somerset Avenue Sidewalk Project from President Drive to Lake Chabot Road	2028 - 2030	Public Works Agency	PWA Project	\$4,350,000
Tier 1-Law Enforcement Facility	2030	Community Development Agency	Other Improvements	\$6,000,000
Tier 1-Lorenzo Theatre	2026 - 2027	Community Development Agency	Other Improvements	\$3,650,000
Tier 1-Unallocated	2030	Community Development Agency	Other Improvements	\$13,000,000
Traffic Calming Program	2026 - 2030	Public Works Agency	PWA Project	\$1,000,000
Transportation Infrastructure Safety Program	2026 - 2030	Public Works Agency	PWA Project	\$117,805,000
W. Sunset Blvd Roadway Improvements from Hesperian Blvd to Royal Avenue (BPMP)	2026	Public Works Agency	PWA Project	\$2,700,000
Watershed/Special Studies	2026 - 2030	Public Works Agency	PWA Project	\$12,057,500

Community Development Agency

FY26 - FY30 Community Development Agency Projects



Summary of Requests

Category	FY2026	FY2027	FY2028	FY2029	FY2030	Total
Tier 1-Law Enforcement Facility	\$0	\$0	\$0	\$0	\$6,000,000	\$6,000,000
Tier 1-Lorenzo Theatre	\$1,825,000	\$1,825,000	\$0	\$0	\$0	\$3,650,000
Tier 1-Unallocated	\$0	\$0	\$0	\$0	\$13,000,000	\$13,000,000
Total Summary of Requests	\$1,825,000	\$1,825,000	\$0	\$0	\$19,000,000	\$22,650,000

Tier 1-Law Enforcement Facility

Overview

Request Owner	County Administrator's Office, In Partnership With Department Noted Below
Department	Community Development Agency
Type	Capital Improvement

Description

This project will be the ACSO Eden Township Substation Replacement project and is also listed under GSA-Category VI Future Project.

Capital Cost

FY2026 Budget	Total Budget (all years)	Project Total
\$0	\$6M	\$6M

Detailed Breakdown

Category	FY2030 Requested	Total
Construction/Maintenance	\$6,000,000	\$6,000,000
Total	\$6,000,000	\$6,000,000

Funding Sources

FY2026 Budget	Total Budget (all years)	Project Total
\$0	\$6M	\$6M

Detailed Breakdown

Category	FY2030 Requested	Total
Tier One Funds	\$6,000,000	\$6,000,000
Total	\$6,000,000	\$6,000,000



Tier 1-Lorenzo Theatre

Overview

Request Owner	County Administrator's Office, In Partnership With Department Noted Below
Department	Community Development Agency
Type	Capital Improvement
Request Groups	CDA

Description

Renovations to the historic Lorenzo theater including restoration of non-fire related interior improvements and historic elements such as the marquee, tower poster board cases, ticket booth and interior improvements needed for food service and performing arts.

Architectural Resources Group has been selected as the Architect for this project and Plant Construction has been selected as the General Contractor.

Details

Type of Project: Tler One

Capital Cost

FY2026 Budget	Total Budget (all years)	Project Total
\$1.83M	\$3.65M	\$3.65M

Detailed Breakdown

Category	FY2026 <i>Requested</i>	FY2027 <i>Requested</i>	Total
Construction/Maintenance	\$1,825,000	\$1,825,000	\$3,650,000
Total	\$1,825,000	\$1,825,000	\$3,650,000

Funding Sources

FY2026 Budget
\$1.83M

Total Budget (all years)
\$3.65M

Project Total
\$3.65M

Detailed Breakdown

Category	FY2026 <i>Requested</i>	FY2027 <i>Requested</i>	Total
Tier One Funds	\$1,825,000	\$1,825,000	\$3,650,000
Total	\$1,825,000	\$1,825,000	\$3,650,000



Tier 1-Unallocated

Overview

Request Owner	County Administrator's Office, In Partnership With Department Noted Below
Department	Community Development Agency
Type	Capital Improvement

Description

The Board of Supervisors will determine this allocation of funds at a future date.

Capital Cost

FY2026 Budget	Total Budget (all years)	Project Total
\$0	\$13M	\$13M

Detailed Breakdown

Category	FY2030 <i>Requested</i>	Total
Construction/Maintenance	\$13,000,000	\$13,000,000
Total	\$13,000,000	\$13,000,000

Funding Sources

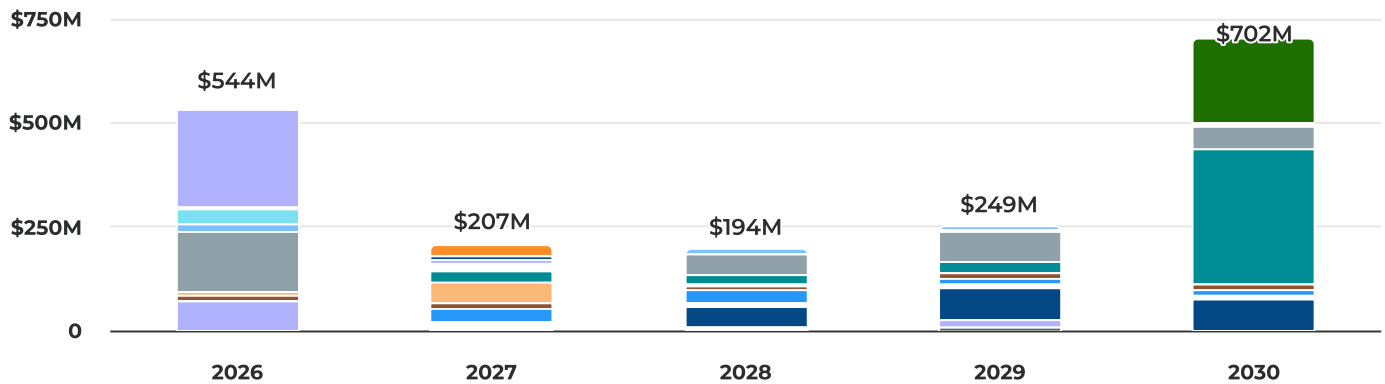
FY2026 Budget	Total Budget (all years)	Project Total
\$0	\$13M	\$13M

Detailed Breakdown

Category	FY2030 <i>Requested</i>	Total
Tier One Funds	\$13,000,000	\$13,000,000
Total	\$13,000,000	\$13,000,000

General Services Agency

FY26 - FY30 General Services Agency Projects



●	CAT I-2000 San Pablo Tenant Improvement Project	\$200,000	0.01%
●	CAT I-ACFD Regional Training Center	\$1,700,000	0.09%
●	CAT I-African American Wellness Hub	\$31,020,454	1.64%
●	CAT I-Camp Sweeney Fence	\$471,800	0.02%
●	CAT I-Castro Valley Library Audio Visual Upgrade	\$60,934	0.00%
●	CAT I-Edgewater Drive Building Renovation	\$9,100,000	0.48%
●	CAT I-Juvenile Justice Center Housing Unit Safety Barriers	\$668,736	0.04%
●	CAT I-Wiley W. Manuel Courthouse Underground Storage Tank Removal	\$819,918	0.04%
●	CAT II-SRJ ACSO BHCS Staff Space and Treatment Areas	\$6,524,323	0.34%
●	CAT II-SRJ Critical Operations	\$243,849,636	12.86%
●	CAT II-SRJ Enhanced Outdoor Reconfiguration and Recreation Yards	\$2,510,534	0.13%
●	CAT II-SRJ Future Facility Needs	\$200,000,000	10.55%
●	CAT II-SRJ Housing Unit Treatment Pod	\$6,713,506	0.35%
●	CAT II-SRJ Interior Accessibility Upgrades	\$3,197,907	0.17%
●	CAT II-SRJ Kitchen Renovation	\$38,086,786	2.01%
●	CAT II-SRJ Network Infrastructure Upgrade	\$4,546,440	0.24%
●	CAT II-SRJ Program Management	\$49,250,743	2.60%
●	CAT II-SRJ Safety Enhancements	\$2,087,388	0.11%

CAT III-Americans with Disabilities Act (ADA) Projects	\$5,265,400	0.28%
CAT III-Countywide Solar and Energy Savings Projects	\$320,313,454	16.89%
CAT III-Facility Conditions Assessment - Deferred Maintenance	\$400,000,000	21.09%
CAT III-Facility Needs Priority 1 Projects	\$61,048,401	3.22%
CAT III-Hazardous Materials - Environmental Projects	\$5,488,300	0.29%
CAT III-Major Maintenance	\$64,246,300	3.39%
CAT VI-ACSO ACFD Joint Dispatch Center	\$90,000,000	4.75%
CAT VI-ACSO Emergency Vehicle Operator Course Track Expansion	\$3,843,131	0.20%
CAT VI-Arc Flash Studies	\$10,400,000	0.55%
CAT VI-Building Automation System Replacement	\$17,000,000	0.90%
CAT VI-Countywide Generators	\$4,330,000	0.23%
CAT VI-Eden Township Substation Replacement	\$200,000,000	10.55%
CAT VI-Fremont Hall of Justice Systems Upgrade	\$639,046	0.03%
CAT VI-Hayward Hall of Justice Fire Protection	\$17,393	0.00%
CAT VI-Hayward Hall of Justice Systems Upgrade	\$353,593	0.02%
CAT VI-Measure X Fire Stations	\$90,000,000	4.75%
CAT VI-Nike Missile Site	\$3,500,000	0.18%
CAT VI-Seismic Studies	\$5,000,000	0.26%
CAT VI-Sunol Ridge Roadway Reinforcement	\$1,000,000	0.05%
CAT VI-White Cotton Cottage	\$13,000,000	0.69%

Summary of Requests

Category	FY2026	FY2027	FY2028	FY2029	FY2030	Total
CAT I-2000 San Pablo Tenant Improvement Project	\$200,000	\$0	\$0	\$0	\$0	\$200,000
CAT I-ACFD Regional Training Center	\$1,700,000	\$0	\$0	\$0	\$0	\$1,700,000
CAT I-African American Wellness Hub	\$1,133,139	\$29,887,315	\$0	\$0	\$0	\$31,020,454
CAT I-Camp Sweeney Fence	\$471,800	\$0	\$0	\$0	\$0	\$471,800
CAT I-Castro Valley Library Audio Visual Upgrade	\$60,934	\$0	\$0	\$0	\$0	\$60,934
CAT I-Edgewater Drive Building Renovation	\$3,500,000	\$5,600,000	\$0	\$0	\$0	\$9,100,000



Category	FY2026	FY2027	FY2028	FY2029	FY2030	Total
CAT I-Juvenile Justice Center Housing Unit Safety Barriers	\$668,736	\$0	\$0	\$0	\$0	\$668,736
CAT I-Wiley W. Manuel Courthouse Underground Storage Tank Removal	\$819,918	\$0	\$0	\$0	\$0	\$819,918
CAT II-SRJ ACSO BHCS Staff Space and Treatment Areas	\$3,502,911	\$3,021,412	\$0	\$0	\$0	\$6,524,323
CAT II-SRJ Critical Operations	\$235,302,182	\$8,547,454	\$0	\$0	\$0	\$243,849,636
CAT II-SRJ Enhanced Outdoor Reconfiguration and Recreation Yards	\$1,542,612	\$967,922	\$0	\$0	\$0	\$2,510,534
CAT II-SRJ Future Facility Needs	\$0	\$0	\$0	\$0	\$200,000,000	\$200,000,000
CAT II-SRJ Housing Unit Treatment Pod	\$3,450,599	\$3,262,907	\$0	\$0	\$0	\$6,713,506
CAT II-SRJ Interior Accessibility Upgrades	\$1,635,826	\$1,562,081	\$0	\$0	\$0	\$3,197,907
CAT II-SRJ Kitchen Renovation	\$36,089,119	\$1,997,667	\$0	\$0	\$0	\$38,086,786
CAT II-SRJ Network Infrastructure Upgrade	\$321,428	\$4,225,012	\$0	\$0	\$0	\$4,546,440
CAT II-SRJ Program Management	\$16,108,381	\$4,875,000	\$11,172,454	\$8,547,454	\$8,547,454	\$49,250,743
CAT II-SRJ Safety Enhancements	\$369,013	\$367,143	\$1,351,232	\$0	\$0	\$2,087,388
CAT III-Americans with Disabilities Act (ADA) Projects	\$1,265,400	\$1,000,000	\$1,000,000	\$1,000,000	\$1,000,000	\$5,265,400
CAT III-Countywide Solar and Energy Savings Projects	\$142,597,116	\$0	\$46,613,179	\$75,000,000	\$56,103,159	\$320,313,454
CAT III-Facility Conditions Assessment - Deferred Maintenance	\$0	\$25,000,000	\$25,000,000	\$25,000,000	\$325,000,000	\$400,000,000
CAT III-Facility Needs Priority 1 Projects	\$10,000,000	\$51,048,401	\$0	\$0	\$0	\$61,048,401
CAT III-Hazardous Materials - Environmental Projects	\$1,488,300	\$1,000,000	\$1,000,000	\$1,000,000	\$1,000,000	\$5,488,300
CAT III-Major Maintenance	\$12,246,300	\$13,000,000	\$13,000,000	\$13,000,000	\$13,000,000	\$64,246,300
CAT VI-ACSO ACFD Joint Dispatch Center	\$0	\$30,000,000	\$30,000,000	\$15,000,000	\$15,000,000	\$90,000,000
CAT VI-ACSO Emergency Vehicle Operator Course Track Expansion	\$0	\$3,843,131	\$0	\$0	\$0	\$3,843,131
CAT VI-Arc Flash Studies	\$0	\$2,600,000	\$2,600,000	\$2,600,000	\$2,600,000	\$10,400,000
CAT VI-Building Automation System Replacement	\$0	\$4,250,000	\$4,250,000	\$4,250,000	\$4,250,000	\$17,000,000



Category	FY2026	FY2027	FY2028	FY2029	FY2030	Total
CAT VI-Countywide Generators	\$0	\$1,082,500	\$1,082,500	\$2,165,000	\$0	\$4,330,000
CAT VI-Eden Township Substation Replacement	\$0	\$0	\$50,000,000	\$75,000,000	\$75,000,000	\$200,000,000
CAT VI-Fremont Hall of Justice Systems Upgrade	\$0	\$639,046	\$0	\$0	\$0	\$639,046
CAT VI-Hayward Hall of Justice Fire Protection	\$0	\$17,393	\$0	\$0	\$0	\$17,393
CAT VI-Hayward Hall of Justice Systems Upgrade	\$0	\$353,593	\$0	\$0	\$0	\$353,593
CAT VI-Measure X Fire Stations	\$70,000,000	\$0	\$0	\$20,000,000	\$0	\$90,000,000
CAT VI-Nike Missile Site	\$0	\$3,500,000	\$0	\$0	\$0	\$3,500,000
CAT VI-Seismic Studies	\$0	\$1,250,000	\$2,500,000	\$1,250,000	\$0	\$5,000,000
CAT VI-Sunol Ridge Roadway Reinforcement	\$0	\$250,000	\$750,000	\$0	\$0	\$1,000,000
CAT VI-White Cotton Cottage	\$0	\$4,000,000	\$4,000,000	\$5,000,000	\$0	\$13,000,000
Total Summary of Requests	\$544,473,714	\$207,147,977	\$194,319,365	\$248,812,454	\$701,500,613	\$1,896,254,123

CAT I-2000 San Pablo Tenant Improvement Project

Overview

Request Owner	County Administrator's Office, In Partnership With Department Noted Below
Department	General Services Agency
Type	Capital Improvement

Description

The 2000 San Pablo Tenant Improvement Project is underway and will provide improvements for the Social Services Agency in the County-owned building at 2000 San Pablo Avenue in Oakland, which provides welfare assistance, counseling, and job placement assistance in this location. The Project includes over 51,000 gross square feet and provides additional workstations and offices for employees. It will be executed in two phases.

Phase 1 of the Project has been completed, which involved the renovation of the 4th floor and included the creation of workstations, private offices, small meeting rooms and a conference room.

Phase 2 of the Project involves renovating the 1st, 2nd, 3rd and additional work on the 4th floor, which includes new workstations, new counseling workstations, modifications to interior walls, new carpeting and new voice/data infrastructure.

On November 17, 2015, the Board amended (Item No. 16) the Fiscal Year 2015—2020 Capital Improvement Plan (CIP) to add the Project to Category 1, Projects Approved and Underway and approved a Project budget of \$2,963,212 for Phase 1.

On October 23, 2018, the Board amended (Item No. 17) the Fiscal Year 2018—2023 CIP to approve the additional scope of tenant improvements to all floors for the Project and increased the Project budget from \$2,963,212 to \$5,652,896 (\$2,689,684 increase). This project was delayed due to COVID-19.

On March 23, 2021, the Board authorized (Item No. 16) the issuance of Task Order No. 15045 to Shah Kawasaki Architects (SKA) for engineering services related to Phase 2 of the Project.

On February 28, 2023, the Board authorized (Item No. 102) an amendment to the Task Order with SKA for additional design services.

On March 12, 2024, the Board amended (File No. 31189, Item No. 28) the Fiscal Year 2024 – 2028 CIP to increase the project budget from \$5,652,896 to \$5,753,925 (\$101,029 increase) for additional construction costs and authorized the award of a construction contract to ADC Construction.

Details

GSA Project Category: Category I - Approved and Underway

Capital Cost

FY2026 Budget

\$200K

Total Budget (all years)

\$200K

Project Total

\$200K

Detailed Breakdown

Category	FY2026 <i>Requested</i>	Total
Structures and Improvements	\$200,000	\$200,000
Total	\$200,000	\$200,000

Funding Sources

FY2026 Budget

\$200K

Total Budget (all years)

\$200K

Project Total

\$200K

Detailed Breakdown

Category	FY2026 <i>Requested</i>	Total
Federal, State and Local Aid	\$200,000	\$200,000
Total	\$200,000	\$200,000

CAT I-ACFD Regional Training Center

Overview

Request Owner	County Administrator's Office, In Partnership With Department Noted Below
Department	General Services Agency
Type	Capital Improvement

Description

The County is constructing a new facility for the Fire Department to provide training for new cadets, state certification for fire personnel, live-fire training simulation, urban rescue, hazardous material response, confined space training, and emergency vehicle operation training. The new training facility will be located on County-owned property at 5053 Gleason Drive in Dublin adjacent to the existing Fire Station 17, East County Hall of Justice, the Alameda County Office of Emergency Services, Santa Rita Jail, and several other public safety facilities in the area.

The facility will consist of two structures: a classroom building and a training tower. The single-story, approximately 8,000 square foot classroom building will provide classrooms, offices, storage, and exercise facilities. The five-story, approximately 5,550 square foot training tower building will include simulation rooms for smoke and burning scenarios, equipment storage, and a training control room. In addition, approximately 43 parking spaces will be available.

On March 31, 2020, the Board amended (Item No. 3.4) the Fiscal Year 2019 - 2024 Capital Improvement Plan (CIP) to add the ACFD Regional Training Facility Project (Project) to Category IV - Pending Projects Studies Underway and approved the use of the East County Development/Infrastructure Improvement Funds to support Capital Investments for the Project in an amount not to exceed \$20,000,000.

On July 28, 2020, the Board amended (File No. 30497, Item No. 74) the Fiscal Year 2020 - 2025 CIP to transfer the Project to Category I - Projects Approved and Underway, with a project budget of \$2,287,500.

On April 6, 2021, the Board approved (Item No. 47) a fund transfer from ACFD to the Project in the amount of \$1,712,500, and authorized ACFD to reallocate Project funding in the amount of \$6,000,000 into ACFD's proposed Fiscal Year 2021 - 2022 budget, increasing the Project budget to \$30,000,000.

On May 4, 2021, the Board amended (Item No. 30) the Fiscal Year 2020 - 2025 CIP to increase the budget for the Project from \$30,000,000 to \$30,056,880 (\$56,880 increase).

On May 9, 2021, the Board awarded (File No. 31021, Item No. 41) a contract with Sixth Dimension to provide Project Management/Construction Management services for the Project.

On June 6, 2023, the Board amended (File No. 31037, Item No. 70) the Fiscal Year 2024 - 2028 CIP to increase the Project budget from \$30,056,880 to \$35,056,880 (\$5,000,000 increase).

On April 2, 2024, the Board authorized (File No. 31207, Item No. 17) the award of the Design/Build contract for the Project to Overaa/Shah Kawasaki Architects.

On January 14, 2025, the Board approved (File No. 31430, Item No. 31) Amendment No. 1 to the contract with Sixth Dimension for additional Project Management/Construction Management services for the Project.



Details

GSA Project Category: Category I - Approved and Underway

Capital Cost

FY2026 Budget

\$1.7M

Total Budget (all years)

\$1.7M

Project Total

\$1.7M

Detailed Breakdown

Category	FY2026 <i>Requested</i>	Total
Structures and Improvements	\$1,700,000	\$1,700,000
Total	\$1,700,000	\$1,700,000

Funding Sources

FY2026 Budget

\$1.7M

Total Budget (all years)

\$1.7M

Project Total

\$1.7M

Detailed Breakdown

Category	FY2026 <i>Requested</i>	Total
Other Funds	\$1,700,000	\$1,700,000
Designations	\$0	\$0
Total	\$1,700,000	\$1,700,000

CAT I-African American Wellness Hub

Overview

Request Owner	County Administrator's Office, In Partnership With Department Noted Below
Department	General Services Agency
Type	Capital Improvement

Description

The African American Wellness Hub will serve as a focal point designed to preserve and actualize the core understanding and best practices of African American people with a focus on wellness.

The General Services Agency (GSA) and the Alameda County Health (ACH) Agency are working together to advance the project in alignment with community input. At the same time, GSA is collaborating with Vanir Construction Management, Inc. to develop a Request for Qualifications (RFQ) for a Progressive Design Build Entity, which will design and construct the project. The advertisement for this RFQ is expected to be published in Spring 2025, and GSA anticipates obtaining Board approval for the chosen Progressive Design Build entity in Fall 2025 and has an estimated cost of roughly \$31 million.

On June 27, 2023, the Board authorized (File No. 31044, Item No. 43) the President of the Board to sign the Real Property Purchase and Sales Agreement to purchase the property at 1918 Martin Luther King Jr. Way, Oakland for a purchase price of \$4,700,000, which included closing costs of approximately \$200,000. The Board also authorized the Director of the General Services Agency (GSA) to approve and accept the purchase and acquisition of the property, including execution of the escrow documents and accept the deed conveying title; and the use of the Mental Health Services Act fund to pay for the purchase of the property and transfer \$4,700,000 to the General Services Agency Capital Fund.

On August 1, 2023, the Board adopted (Item No. 89.2) the Alameda County Fiscal Year 2023-2024 through Fiscal Year 2027-2028 Capital Improvement Plan. The African American Wellness Hub was included and is identified as a Category I GSA Project Approved and Underway.

On February 23, 2021, the Board approved three-year contracts with five vendors, including Vanir Construction Management, Inc., to provide the Alameda County General Services Agency with as-needed project management and contract management (PM/CM) services. Each contract is valued at \$2,000,000.

On January 23, 2024, the Board authorized Amendment No. 1 to extend the contract for as-needed PM/CM services with Vanir Construction Management, Inc. This amendment extends the contract period from February 23, 2021, to February 22, 2024, further extending it through February 22, 2026.

On September 17, 2024, the Board approved Amendment No. 2 to the contract with Vanir Construction Management, Inc. This amendment extends the previous contract term from February 23, 2021, to February 22, 2026, through February 22, 2028. It also increases the contract amount by \$1,866,861, bringing the total value to \$3,866,861.

Details

GSA Project Category: Category I - Approved and Underway

Capital Cost

FY2026 Budget

\$1.13M

Total Budget (all years)

\$31M

Project Total

\$31M

Detailed Breakdown

Category	FY2026 <i>Requested</i>	FY2027 <i>Requested</i>	Total
Structures and Improvements	\$1,133,139	\$29,887,315	\$31,020,454
Total	\$1,133,139	\$29,887,315	\$31,020,454

Funding Sources

FY2026 Budget

\$1.13M

Total Budget (all years)

\$31M

Project Total

\$31M

Detailed Breakdown

Category	FY2026 <i>Requested</i>	FY2027 <i>Requested</i>	Total
Federal, State and Local Aid	\$1,133,139	\$29,887,315	\$31,020,454
Total	\$1,133,139	\$29,887,315	\$31,020,454

CAT I-Camp Sweeney Fence

Overview

Request Owner	County Administrator's Office, In Partnership With Department Noted Below
Department	General Services Agency
Type	Capital Improvement

Description

Camp Sweeney is a secure rehabilitative support facility located on the Fairmont campus at 2600 Fairmont Drive in San Leandro. Camp Sweeney is used for long-term housing and programming for youth between the ages of 14-25 years old. The Camp Sweeney Fence Replacement Project (Project) involves the installation of a new regulatory-compliant exterior anti-climb fence and gate at the Camp Sweeney campus.

On June 6, 2023, the Board authorized (Item No. 71) the issuance of Task Order No. 20215 to AE3 Partners Inc. for architectural and engineering services to perform a Category IV Feasibility Study for the Project.

On May 14, 2024, the Board authorized (Item No. 43) the issuance of Task Order No. 20215 to Shah Kawasaki Architects, Incorporated to develop architectural drawings and plans for the Project.

Upon completion of the construction documents, GSA will return to the Board for authorization to advertise for a construction contract.

Details

GSA Project Category: Category I - Approved and Underway

Capital Cost

FY2026 Budget	Total Budget (all years)	Project Total
\$472K	\$472K	\$472K

Detailed Breakdown

Category	FY2026 <i>Requested</i>	Total
Structures and Improvements	\$471,800	\$471,800
Total	\$471,800	\$471,800



Funding Sources

FY2026 Budget	Total Budget (all years)	Project Total
\$472K	\$472K	\$472K

Detailed Breakdown

Category	FY2026 <i>Requested</i>	Total
Federal, State and Local Aid	\$471,800	\$471,800
Total	\$471,800	\$471,800

CAT I-Castro Valley Library Audio Visual Upgrade

Overview

Request Owner	County Administrator's Office, In Partnership With Department Noted Below
Department	General Services Agency
Type	Capital Improvement

Description

The Castro Valley Library, located at 3600 Norbridge Avenue, Castro Valley, is maintained by the General Services Agency (GSA) and operated by the Alameda County Library. The Alameda County Library is upgrading the audiovisual (AV) system at the Castro Valley Library as the current aging system no longer matches the library's requirements. The upgrade will boost staff performance capabilities while also addressing the visual issues that have arisen with an outdated system.

GSA is partnering with the Information Technology Department (ITD) to complete the Project. ITD is utilizing their expertise and their existing contract to review and provide standardized equipment solutions.

On October 22, 2024, the Board amended (Item No. 40) the Fiscal Year (FY) 2025-2029 Capital Improvement Plan (CIP) to add the Project to Category I – Project Approved and Underway with a budget amount of \$251,220 for the Project.

Details

GSA Project Category: Category I - Approved and Underway

Capital Cost

FY2026 Budget	Total Budget (all years)	Project Total
\$60.9K	\$60.9K	\$60.9K

Detailed Breakdown

Category	FY2026 Requested	Total
Structures and Improvements	\$60,934	\$60,934
Total	\$60,934	\$60,934

Funding Sources

FY2026 Budget	Total Budget (all years)	Project Total
\$60.9K	\$60.9K	\$60.9K

Detailed Breakdown

Category	FY2026 <i>Requested</i>	Total
Other Funds	\$60,934	\$60,934
Total	\$60,934	\$60,934

CAT I-Edgewater Drive Building Renovation

Overview

Request Owner	County Administrator's Office, In Partnership With Department Noted Below
Department	General Services Agency
Type	Capital Improvement

Description

On January 31, 2023, the County acquired a 27,072 square foot office building located at 8201 Edgewater Drive in Oakland.

On May 9, 2023, the Board amended the Fiscal Year 2023–2027 Capital Improvement Plan to add the 8201 Edgewater Drive Building Renovation Project to Category I: Projects Approved and Underway and established a project budget in the amount of \$9,693,062 for all phases of this project.

As of June 1, 2025, the building has been fully vacated. It is being rehabilitated to support the future relocation of a portion of the Alameda County Probation Department, which is currently located across multiple County sites.

Phase I, includes a series of improvements intended to avail the building for Probation's occupancy of the second floor (only). Work includes:

- Light and ballast replacement with energy-efficient LED fixtures
- Interior and exterior painting
- Flooring replacement throughout the second floor and first floor common areas
- Americans with Disabilities Act (ADA) improvements to restrooms and path of travel
- Minor demolition of select interior partitions and pony walls
- Installation of new perimeter fencing and gates in the parking lot
- Slurry seal and restriping of the parking lot
- Landscaping enhancements for visual appeal and sustainability
- Furnishings
- Information technology infrastructure

Phase II, which will be led by GSA–Capital Programs, will address the balance of capital improvements required to support full programmatic occupancy by the Alameda County Probation Department. This work includes removal of existing improvements in the first-floor suites recently vacated by the prior tenant and a complete fit out, including new functional areas to accommodate programmatic requirements for Probation. Once complete, the facility will be open to serve Probation clients on-site.

Details

GSA Project Category: Category I - Approved and Underway

Capital Cost

FY2026 Budget

\$3.5M

Total Budget (all years)

\$9.1M

Project Total

\$9.1M

Detailed Breakdown

Category	FY2026 <i>Requested</i>	FY2027 <i>Requested</i>	Total
Structures and Improvements	\$3,500,000	\$5,600,000	\$9,100,000
Total	\$3,500,000	\$5,600,000	\$9,100,000

Funding Sources

FY2026 Budget

\$3.5M

Total Budget (all years)

\$9.1M

Project Total

\$9.1M

Detailed Breakdown

Category	FY2026 <i>Requested</i>	FY2027 <i>Requested</i>	Total
Federal, State and Local Aid	\$3,500,000	\$5,600,000	\$9,100,000
Total	\$3,500,000	\$5,600,000	\$9,100,000

CAT I-Juvenile Justice Center Housing Unit Safety Barriers

Overview

Request Owner	County Administrator's Office, In Partnership With Department Noted Below
Department	General Services Agency
Type	Capital Improvement

Description

The Juvenile Justice Center Housing Unit Safety Barriers Project scope includes the installation of screened safety barriers to the upper tier and staircases in six youth housing units in the Juvenile Hall. The individual housing units within the Juvenile Hall are equipped with second-floor tiered walkways accessible by stairs. However, both the stairways and the second-floor tiers lack adequate safety barriers to prevent accidental falls, posing a risk to both youth and staff. These upgrades will provide enhanced safety for the youth housed at this location and the staff that work with these youth.

On December 10, 2024, the Board amended (File No. 31363, Item No. 22) the Fiscal Year 2025-2029 Capital Improvement Plan to add the Juvenile Justice Center Housing Unit Safety Barriers Project, to Category I, Projects Approved and Underway and establish a project budget in the amount of \$774,675. On the same day, the Board also authorized the issuance of Task Order No. 23193 with AE3 Partners for architectural and engineering services, also approved the transfer of \$774,675 from the County Operated Juvenile Facilities allocation to the Capital Projects Fund for the Project.

Details

GSA Project Category: Category I - Approved and Underway

Capital Cost

FY2026 Budget	Total Budget (all years)	Project Total
\$669K	\$669K	\$669K

Detailed Breakdown

Category	FY2026 Requested	Total
Structures and Improvements	\$668,736	\$668,736
Total	\$668,736	\$668,736

Funding Sources

FY2026 Budget

\$669K

Total Budget (all years)

\$669K

Project Total

\$669K

Detailed Breakdown

Category	FY2026	Total
	<i>Requested</i>	
Federal, State and Local Aid	\$668,736	\$668,736
Total	\$668,736	\$668,736

CAT I-Wiley W. Manuel Courthouse Underground Storage Tank Removal

Overview

Request Owner	County Administrator's Office, In Partnership With Department Noted Below
Department	General Services Agency
Type	Capital Improvement

Description

On September 25, 2014, Senate Bill (SB) No. 445 was signed into law by the Governor of California. SB 445 requires owners or operators of single-walled underground storage tanks (USTs) to permanently close their USTs by December 31, 2025. To comply with SB 445, Alameda County General Services Agency (GSA) will close and remove two USTs at the Wiley W. Manuel Courthouse in 2025. The single-walled USTs will be replaced with one above ground storage tank (AST) containing diesel. In addition to the closure of the USTs and installation of the new AST a concrete enclosure will be constructed to house the newly installed AST. New fencing will be placed at the perimeter of the southern courtyard facing 6th Street.

On February 7, 2023 (Item No. 95) the Board authorized an amendment to the Fiscal Year 2023-2027 Capital Improvement Plan to add the Project to Category IV, Pending Projects, Studies Underway, and authorized the Director of GSA to issue Task Order No. 22113 (Procurement Contract No. 202334) with Komorous-Towey Architects for Category IV Architectural and Engineering services for this project.

On January 9, 2024, the Board amended (Item No. 21) the Fiscal Year 2024-2028 Capital Improvement Plan to establish the Project to Category I, Projects Approved and Underway, and authorized the Director of GSA to issue Task Order No. 22113-1 with AE3 Partners for A/E services.

On March 11, 2025 the Board approved (Item No. 34) project plans and specifications on file with Alameda County GSA, authorized GSA to advertise for bids, and authorized the Director of GSA to receive bid proposals for the for the Wiley W. Manuel UST Closure and AST installation project.

Details

GSA Project Category: Category I - Approved and Underway

Capital Cost

FY2026 Budget

\$820K

Total Budget (all years)

\$820K

Project Total

\$820K**Detailed Breakdown**

Category	FY2026 Requested	Total
Structures and Improvements	\$819,918	\$819,918
Total	\$819,918	\$819,918

Funding Sources

FY2026 Budget

\$820K

Total Budget (all years)

\$820K

Project Total

\$820K**Detailed Breakdown**

Category	FY2026 Requested	Total
General Fund	\$819,918	\$819,918
Total	\$819,918	\$819,918

CAT II-SRJ ACSO BHCS Staff Space and Treatment Areas

Overview

Request Owner	County Administrator's Office, In Partnership With Department Noted Below
Department	General Services Agency
Type	Capital Improvement

Description

The Santa Rita Jail, Alameda County Sherriff's Office (ACSO) and the Alameda County Behavioral Health Department (BHCS) Staff Space and Treatment Areas Project will provide updated office and treatment spaces for ACSO and BHCS staff in the Core building as well as the Housing Units, including carpet, paint, furniture, minor electrical and air system work.

Phase 1 of the project is currently under construction using the Job Order Contracting (JOC) delivery method. Phases 2 and 3 are in development. The project will provide functional and professional spaces for staff to conduct business, as well as address some of the requirements that were previously covered in the Mental Health Program Services Unit Project. The treatment area upgrades will support the improvement of mental and physical health outcomes for inmates.

On August 6, 2024, the Board approved (Item 62) a project budget of \$7,826,916.

On September 17, 2024, the Board adopted (Item 54) a Resolution certifying the California Environmental Quality Act Categorical Exemption.

On January 7, 2025, the Board authorized (Item 24) the execution of a contract with Pivot Interiors for furniture services in the amount of \$461,684.90.

Details

GSA Project Category: Category II - Santa Rita Jail Projects

Capital Cost

FY2026 Budget

\$3.5M

Total Budget (all years)

\$6.52M

Project Total

\$6.52M**Detailed Breakdown**

Category	FY2026 <i>Requested</i>	FY2027 <i>Requested</i>	Total
Structures and Improvements	\$3,502,911	\$3,021,412	\$6,524,323
Total	\$3,502,911	\$3,021,412	\$6,524,323

Funding Sources

FY2026 Budget

\$3.5M

Total Budget (all years)

\$6.52M

Project Total

\$6.52M**Detailed Breakdown**

Category	FY2026 <i>Requested</i>	FY2027 <i>Requested</i>	Total
Special Capital Construction Fund	\$3,502,911	\$3,021,412	\$6,524,323
Total	\$3,502,911	\$3,021,412	\$6,524,323

CAT II-SRJ Critical Operations

Overview

Request Owner	County Administrator's Office, In Partnership With Department Noted Below
Department	General Services Agency
Type	Capital Improvement

Description

The Santa Rita Jail Critical Operations Project (Project) will contribute to providing a safer and more reliable environment for the Santa Rita Jail operations. The General Services Agency (GSA), with the support of a third-party construction management firm, and in coordination with the Alameda County Sheriff's Office, has confirmed several critical infrastructure projects that will address safety and functional issues identified in the Facility Condition Assessments (FCA) for SRJ. This Project is the result of the FCA.

The Project will replace and upgrade key facility infrastructure to improve functionality, reliability, and safety at the estimated 980,000 gross square foot SRJ facility, which opened in 1989. The scope of work to be performed includes the following:

- Two 1500kVA 12KV generators will be replaced, and associated electrical system infrastructure upgrades will be made.
- A new one-million-gallon steel above-ground water tank will be installed, along with a second 12-inch water main for redundancy.
- The building management systems will be fully replaced, including Honeywell XC Classic controllers and FS-90 fire panels.
- Fire-life safety systems will be upgraded, including fire alarms, sprinklers, cybersecurity, telecom/low voltage, audio, and security radio systems. The security electronics system will be replaced with a new non-proprietary system to improve remote door control, intercom, building perimeter, duress system alarm monitoring, and CCTV surveillance.
- 123 commercial-grade doors will be replaced with detention-grade doors and hardware across several housing units (HU). Additionally, nine detention-grade sliding doors will be replaced in numerous areas within the facility.
- The HVAC (heating, ventilation, and air conditioning) system will undergo insulation removal and reapplication in fan enclosures of each HU and the core buildings, along with basic maintenance. Any unserviceable HVAC equipment or inaccessible ductwork will be replaced or cleaned as necessary.
- The interior Ring Road around the perimeter of the housing units, within the secure perimeter of the facility, will be replaced.
- The roofs of multiple housing units will be replaced with new insulation, roofing membranes, and flashings, and photovoltaic panels on one unit will be removed and reinstalled.

Details

GSA Project Category: Category II - Santa Rita Jail
Projects

Capital Cost

FY2026 Budget

\$235M

Total Budget (all years)

\$244M

Project Total

\$244M

Detailed Breakdown

Category	FY2026 <i>Requested</i>	FY2027 <i>Requested</i>	Total
Structures and Improvements	\$235,302,182	\$8,547,454	\$243,849,636
Total	\$235,302,182	\$8,547,454	\$243,849,636

Funding Sources

FY2026 Budget

\$235M

Total Budget (all years)

\$244M

Project Total

\$244M

Detailed Breakdown

Category	FY2026 <i>Requested</i>	FY2027 <i>Requested</i>	Total
Special Capital Construction Fund	\$235,302,182	\$8,547,454	\$243,849,636
Total	\$235,302,182	\$8,547,454	\$243,849,636

CAT II-SRJ Enhanced Outdoor Reconfiguration and Recreation Yards

Overview

Request Owner	County Administrator's Office, In Partnership With Department Noted Below
Department	General Services Agency
Type	Capital Improvement

Description

The Santa Rita Jail Enhanced Outdoor Reconfiguration and Recreation Yards Project (Project) consists of the creation of outdoor recreation spaces and the update of two quasi-yards. The work will fulfill the requirements of the Babu Consent Decree. The Project is currently in construction and the upgrades will improve mental and physical health outcomes.

On June 21, 2021, the Board amended (File No. 30666, Item No. 31) the Fiscal Year (FY) 2021-2026 Capital Improvement Plan (CIP) to add the Project to Category IV – Studies Underway with a budget amount of \$205,000 to commence architectural and engineering (A/E) services for the Project and authorized a Professional Services Agreement to HMC Architects for the A/E services.

On June 7, 2022, the Board adopted (File No. 30829, Item No. 50) the FY 2022-2027 CIP transferring the Project from Category IV – Studies Underway to Category II—Santa Rita Jail Projects.

On July 19, 2022, the Board approved (File No. 30866, Item No. 40) the use of the capital designations in the amount of \$3,232,191 for the Soft Costs of the Project.

On August 1, 2023, the Board approved (Item No. 136) the request to advertise this project as a Design/Bid/Build procurement. On December 13, 2023, GSA received three bids and after a thorough review and analysis, it was determined to be in the best interest of the County of Alameda to reject all bids and re-advertise the Project.

On January 9, 2024, the Board approved (Item No. 20) the request to reject all bids received and authorized the request to re-advertise the project.

On April 30, 2024, the Board amended (Item No. 37, File No. 31227) the FY 24-28 CIP to increase the project budget from \$3,232,191 to \$10,464,691 and awarded a construction contract to CWS Construction Group, Incorporated.

Details

GSA Project Category: Category II - Santa Rita Jail Projects



Capital Cost

FY2026 Budget

\$1.54M

Total Budget (all years)

\$2.51M

Project Total

\$2.51M**Detailed Breakdown**

Category	FY2026 <i>Requested</i>	FY2027 <i>Requested</i>	Total
Structures and Improvements	\$1,542,612	\$967,922	\$2,510,534
Total	\$1,542,612	\$967,922	\$2,510,534

Funding Sources

FY2026 Budget

\$1.54M

Total Budget (all years)

\$2.51M

Project Total

\$2.51M**Detailed Breakdown**

Category	FY2026 <i>Requested</i>	FY2027 <i>Requested</i>	Total
Special Capital Construction Fund	\$1,542,612	\$967,922	\$2,510,534
Total	\$1,542,612	\$967,922	\$2,510,534

CAT II-SRJ Future Facility Needs

Overview

Request Owner	County Administrator's Office, In Partnership With Department Noted Below
Department	General Services Agency
Type	Capital Improvement

Description

Strategic planning work is ongoing at Santa Rita Jail. This project represents future facility needs.

Details

GSA Project Category: Category II - Santa Rita Jail Projects

Capital Cost

FY2026 Budget	Total Budget (all years)	Project Total
\$0	\$200M	\$200M

Detailed Breakdown

Category	FY2030 <i>Requested</i>	Total
Structures and Improvements	\$200,000,000	\$200,000,000
Total	\$200,000,000	\$200,000,000

Funding Sources

FY2026 Budget	Total Budget (all years)	Project Total
\$0	\$200M	\$200M

Detailed Breakdown

Category	FY2030 <i>Requested</i>	Total
Unfunded	\$100,000,000	\$100,000,000
Special Capital Construction Fund	\$100,000,000	\$100,000,000
Total	\$200,000,000	\$200,000,000



CAT II-SRJ Housing Unit Treatment Pod

Overview

Request Owner	County Administrator's Office, In Partnership With Department Noted Below
Department	General Services Agency
Type	Capital Improvement

Description

The Housing Unit Treatment Pod Project will provide ready-to-use treatment spaces in the Housing Units for the Behavioral Health staff to treat their clients. The work will include carpet, paint, and furniture.

Phase 1 of the project is currently in construction using the Job Order Contracting (JOC) delivery method. Phases 2 and 3 are in development. The project will provide functional and professional spaces for staff to conduct business, as well as address some of the requirements that were previously covered in the Mental Health Program Services Unit Project. The upgrades will support the improvement of mental and physical health outcomes for inmates.

On August 6, 2024, the Board approved (Item 62) a project budget of \$7,826,916.

On September 17, 2024, the Board adopted (Item 54) a Resolution certifying the California Environmental Quality Act Categorical Exemption.

On January 7, 2025, the Board authorized (Item 24) the execution of a contract with Pivot Interiors for furniture services in the amount of \$140,705.52.

Details

GSA Project Category: Category II - Santa Rita Jail Projects

Capital Cost

FY2026 Budget

\$3.45M

Total Budget (all years)

\$6.71M

Project Total

\$6.71M**Detailed Breakdown**

Category	FY2026 <i>Requested</i>	FY2027 <i>Requested</i>	Total
Structures and Improvements	\$3,450,599	\$3,262,907	\$6,713,506
Total	\$3,450,599	\$3,262,907	\$6,713,506

Funding Sources

FY2026 Budget

\$3.45M

Total Budget (all years)

\$6.71M

Project Total

\$6.71M**Detailed Breakdown**

Category	FY2026 <i>Requested</i>	FY2027 <i>Requested</i>	Total
Special Capital Construction Fund	\$3,450,599	\$3,262,907	\$6,713,506
Total	\$3,450,599	\$3,262,907	\$6,713,506

CAT II-SRJ Interior Accessibility Upgrades

Overview

Request Owner	County Administrator's Office, In Partnership With Department Noted Below
Department	General Services Agency
Type	Capital Improvement

Description

The Santa Rita Jail Interior Accessibility Upgrades Project is currently under construction. The upgrades will provide enhanced accommodations for those with disabilities. The County is making accessibility improvements as stipulated in the Settlement Agreement in the Legal Services for Prisoner, et. al. v. Ahern, et. al., Superior Court of California, County of Alameda, Case RG12656266. The areas to be improved include the parking lot, ramp at the public entrance, service counter, inmate beds, toilets, drinking fountains, showers, restrooms, chapel and the Intake-Transfer-Release area.

On June 14, 2016, the Board amended (File No. 29780, Item No. 37.2) the Fiscal Year (FY) 2015-2020 Capital Improvement Plan (CIP) to add the Project to Category I—Projects Approved and Underway with a budget amount of \$21,576,785.

On December 20, 2016, the Board authorized (Item No. 26) the award of a Professional Services Agreement to DLR Group for architectural and engineering services for the Project.

On August 1, 2017, the Board authorized (Item No. 47) the award of the Design/Bid/Build (D/B/B) contract for Phase 0 of the Project to Rodan Builders.

On September 18, 2018, the Board authorized (Item No. 46) the award of the D/B/B contract for Phase 1 of the Project to Thompson Builders.

On November 20, 2018, the Board accepted (File No. 30200, Item No. 39) the work of Rodan Builders for Phase 0 of the Project.

On April 27, 2021, the Board amended (File No. 30601, Item No. 21.1) the FY 2020-2025 CIP to increase the project budget to \$24,656,785 and authorized the award of the D/B/B contract for Project to CA Plus Engineering.

On June 8, 2021, the Board accepted (File No. 30650, Item No. 35) the work of Thompson Builders for the Project.

On August 9, 2022, the Board amended (File No. 30881, Item No. 69) the FY 2023-2027 CIP to increase the project budget to \$25,478,719.

On October 18, 2022, the Board amended (File No. 30909, Item No. 33, Item No. 34) the FY 2023-2027 CIP to increase the project budget to \$25,835,719 and \$26,835,719.

On November 1, 2022, the Board amended (File No. 30909, Item No. 26) the FY 2023-2027 CIP to increase the project budget to \$31,757,960.

On November 22, 2022, the Board amended (Item No. 23) the FY 2023-2027 CIP to increase the project budget to \$33,576,570.

On February 28, 2023, the Board amended (File No. 31006, Item No. 40) the FY 2023-2027 CIP to increase the project budget to \$39,387,557.

On August 1, 2023, the Board amended (File No. 31057, Item No. 76) the FY 2024-2028 CIP to increase the project budget to \$40,387,557.

On February 25, 2025, the Board amended (File No. 31445, Item No. 21) the FY 2025-2029 CIP to increase the project budget to \$41,387,557.

Details

GSA Project Category: Category II - Santa Rita Jail Projects

Capital Cost

FY2026 Budget	Total Budget (all years)	Project Total
\$1.64M	\$3.2M	\$3.2M

Detailed Breakdown

Category	FY2026 <i>Requested</i>	FY2027 <i>Requested</i>	Total
Structures and Improvements	\$1,635,826	\$1,562,081	\$3,197,907
Total	\$1,635,826	\$1,562,081	\$3,197,907

Funding Sources

FY2026 Budget	Total Budget (all years)	Project Total
\$1.64M	\$3.2M	\$3.2M

Detailed Breakdown

Category	FY2026 <i>Requested</i>	FY2027 <i>Requested</i>	Total
Special Capital Construction Fund	\$1,635,826	\$1,562,081	\$3,197,907
Designations	\$0	\$0	\$0
Total	\$1,635,826	\$1,562,081	\$3,197,907



CAT II-SRJ Kitchen Renovation

Overview

Request Owner	County Administrator's Office, In Partnership With Department Noted Below
Department	General Services Agency
Type	Capital Improvement

Description

The Santa Rita Jail Kitchen Renovation Project effort is currently in procurement and will yield operational cost efficiencies, reduce annual energy consumption, and replace equipment operating near failure. The Project involves replacing outdated equipment and reconfiguring the kitchen layout for improved functionality.

The Project includes the demolition of the kitchen interior, including all furnishings, fixtures and equipment, as well as the demolition of any underground utilities, plumbing, interior finishes, demising walls and other interior elements not structural or supporting critical building functions. The roof is being removed and replaced and the building management system, security system and fire-life safety system is being upgraded.

On February 4, 2025, the Board approved the project budget for the Santa Rita Jail Kitchen Renovation Project, listed under Category II – Santa Rita Jail Projects in the Fiscal Year 25-29 Capital Improvement Plan, Project in the amount of \$32,766,638; and adopted a Resolution certifying the California Environmental Quality Act Categorical Exemption under Class 1; and authorized the General Services Agency Director, or designee, to execute the Notice of Exemption and record it with the County of Alameda Clerk-Recorder’s Office.

Details

GSA Project Category: Category II - Santa Rita Jail Projects

Capital Cost

FY2026 Budget	Total Budget (all years)	Project Total
\$36.1M	\$38.1M	\$38.1M

Detailed Breakdown

Category	FY2026 <i>Requested</i>	FY2027 <i>Requested</i>	Total
Structures and Improvements	\$36,089,119	\$1,997,667	\$38,086,786
Total	\$36,089,119	\$1,997,667	\$38,086,786

Funding Sources

FY2026 Budget
\$36.1M

Total Budget (all years)
\$38.1M

Project Total
\$38.1M

Detailed Breakdown

Category	FY2026 <i>Requested</i>	FY2027 <i>Requested</i>	Total
Special Capital Construction Fund	\$36,089,119	\$1,997,667	\$38,086,786
Total	\$36,089,119	\$1,997,667	\$38,086,786



CAT II-SRJ Network Infrastructure Upgrade

Overview

Request Owner	County Administrator's Office, In Partnership With Department Noted Below
Department	General Services Agency
Type	Capital Improvement

Description

The Santa Rita Jail Network Infrastructure Upgrade Project is updating the cameras and their infrastructure through the Santa Rita Jail. Phase 1 of the project was completed in 2020 and included installation of 197 security cameras in five housing units and the Intake-Transfer-Release portion of the facility. Phase 2 is completing the installation of over 450 security cameras throughout the facility. The Project will increase system coverage, reliability, improve safety, enhance serviceability and efficiency.

On March 27, 2012, the Board amended (File No. 28016, Item No. 16) the Fiscal Year 2011-2016 Capital Improvement Plan to transfer the Project from Category II—Pending Projects—Studies Underway to Category I—Projects Approved and Underway with a budget amount of \$24,000,000 to commence design services for the Project.

On July 30, 2013, the Board authorized (File No. 28985, Item No. 51) the award of a Professional Services Agreement to YEI Engineers for bridging services related to Phase 1 of the Project.

On June 14, 2016, the Board authorized (File No. 29780, Item No. 37.2) an increase to the project budget for a new total of \$33,740,631.

On December 17, 2019, the Board authorized (Item No. 40) the award of the D/B/B contract for Phase 1 of the Project to American Alarm.

On February 23, 2021, the Board accepted (File No. 30605, Item No. 28) the work of American Alarm for Phase 1 of the Project.

On October 26, 2021, the Board authorized (File No. 30717, Item No. 19) the award of a Professional Services Agreement to YEI Engineers for the conversion of Design/Build (D/B) documentation to Design/Bid/Build (D/B/B) documentation for Phase 2 of the Project.

On December 19, 2023, the Board authorized (File No. 31123, Item No. 44) the award of the D/B/B contract for Phase 2 of the Project to CML Security.

Details

GSA Project Category: Category II - Santa Rita Jail Projects

Capital Cost

FY2026 Budget	Total Budget (all years)	Project Total
\$321K	\$4.55M	\$4.55M

Detailed Breakdown

Category	FY2026 <i>Requested</i>	FY2027 <i>Requested</i>	Total
Structures and Improvements	\$321,428	\$4,225,012	\$4,546,440
Total	\$321,428	\$4,225,012	\$4,546,440

Funding Sources

FY2026 Budget	Total Budget (all years)	Project Total
\$321K	\$4.55M	\$4.55M

Detailed Breakdown

Category	FY2026 <i>Requested</i>	FY2027 <i>Requested</i>	Total
Special Capital Construction Fund	\$321,428	\$4,225,012	\$4,546,440
Designations	\$0	\$0	\$0
Total	\$321,428	\$4,225,012	\$4,546,440



CAT II-SRJ Program Management

Overview

Request Owner	County Administrator's Office, In Partnership With Department Noted Below
Department	General Services Agency
Type	Capital Improvement

Description

GSA, with the support of a Project Management/Construction Management firm, and in coordination with ACSO, has identified a number of projects to address safety and functional issues identified in the Facility Condition Assessments. Given the size and complexity of Santa Rita Jail, a strategic plan and program management is essential for the operation and maintenance of the buildings and overall campus.

Details

GSA Project Category: Category II - Santa Rita Jail Projects

Capital Cost

FY2026 Budget	Total Budget (all years)	Project Total
\$16.1M	\$49.3M	\$49.3M

Detailed Breakdown

Category	FY2026 <i>Requested</i>	FY2027 <i>Requested</i>	FY2028 <i>Requested</i>	FY2029 <i>Requested</i>	FY2030 <i>Requested</i>	Total
Structures and Improvements	\$16,108,381	\$4,875,000	\$11,172,454	\$8,547,454	\$8,547,454	\$49,250,743
Total	\$16,108,381	\$4,875,000	\$11,172,454	\$8,547,454	\$8,547,454	\$49,250,743

Funding Sources

FY2026 Budget

\$16.1M

Total Budget (all years)

\$49.3M

Project Total

\$49.3M

Detailed Breakdown

Category	FY2026 <i>Requested</i>	FY2027 <i>Requested</i>	FY2028 <i>Requested</i>	FY2029 <i>Requested</i>	FY2030 <i>Requested</i>	Total
Unfunded	\$0	\$4,875,000	\$11,172,454	\$8,547,454	\$8,547,454	\$33,142,362
Special Capital Construction Fund	\$16,108,381	\$0	\$0	\$0	\$0	\$16,108,381
Total	\$16,108,381	\$4,875,000	\$11,172,454	\$8,547,454	\$8,547,454	\$49,250,743



CAT II-SRJ Safety Enhancements

Overview

Request Owner	County Administrator's Office, In Partnership With Department Noted Below
Department	General Services Agency
Type	Capital Improvement

Description

The Safety Enhancements Project will remedy existing potential ligature points in the housing units with the bunk beds, existing cell desks, stools, ladders, shower heads, drinking fountains, as well as doorknobs. It will also include the replacement of locks in three housing units and the administration area. This project is currently in construction and will contribute to providing a safer and healthier environment for the Santa Rita Jail population.

On May 14, 2024, the Board amended (Item No. 36) the Fiscal Year (FY) 2024-2028 Capital Improvement Plan (CIP) to add the Project to Category II – Santa Rita Jail Projects with a budget amount of \$17,222,590 and authorized the General Services Agency (GSA) to advertise for bids.

On September 17, 2024, the Board adopted (File No. 31313, Item No. 54) a Resolution certifying the California Environmental Quality Act Categorical Exemption.

On October 22, 2024, the Board awarded (File No. 31336, Item No. 33) a construction contract to Patriot Contracting Incorporated (Patriot).

Details

GSA Project Category: Category II - Santa Rita Jail Projects

Capital Cost

FY2026 Budget	Total Budget (all years)	Project Total
\$369K	\$2.09M	\$2.09M

Detailed Breakdown

Category	FY2026 <i>Requested</i>	FY2027 <i>Requested</i>	FY2028 <i>Requested</i>	Total
Structures and Improvements	\$369,013	\$367,143	\$1,351,232	\$2,087,388
Total	\$369,013	\$367,143	\$1,351,232	\$2,087,388

Funding Sources

FY2026 Budget	Total Budget (all years)	Project Total
\$369K	\$2.09M	\$2.09M

Detailed Breakdown

Category	FY2026 <i>Requested</i>	FY2027 <i>Requested</i>	FY2028 <i>Requested</i>	Total
Special Capital Construction Fund	\$369,013	\$367,143	\$1,351,232	\$2,087,388
Total	\$369,013	\$367,143	\$1,351,232	\$2,087,388



CAT III-Americans with Disabilities Act (ADA) Projects

Overview

Request Owner	County Administrator's Office, In Partnership With Department Noted Below
Department	General Services Agency
Type	Capital Improvement

Description

The following projects represent the preliminary list of Americans with Disabilities Act (ADA) projects planned for FY 25-26. The total exceeds the funding allocated to allow for any potential shifts in project priority.

Projects	Cost Estimate
SSA Edgewater ADA	\$451,973
SSA Enterprise ADA	\$349,172
Mental Health Building ADA	\$48,000
Probation Building ADA	\$369,500
Veterans Building ADA	\$84,000
Admin Building ADA	\$36,400
Env Health Building ADA	\$792,131
Registrar of Voters ADA	\$12,000
WIC Program Building ADA	\$75,192
ECHOJ ADA	\$36,000
RCD Courthouse ADA	\$89,000
Law Library ADA	\$90,000
Albany Vets Building ADA	\$120,000
Eden Township Building ADA	\$56,000
Total	\$2,609,368

Details

GSA Project Category: Category III - FCA, ADA, Haz Mat and Major Maintenance

Capital Cost

FY2026 Budget

\$1.27M

Total Budget (all years)

\$5.27M

Project Total

\$5.27M

Detailed Breakdown

Category	FY2026 <i>Requested</i>	FY2027 <i>Requested</i>	FY2028 <i>Requested</i>	FY2029 <i>Requested</i>	FY2030 <i>Requested</i>	Total
Structures and Improvements	\$1,265,400	\$1,000,000	\$1,000,000	\$1,000,000	\$1,000,000	\$5,265,400
Total	\$1,265,400	\$1,000,000	\$1,000,000	\$1,000,000	\$1,000,000	\$5,265,400

Funding Sources

FY2026 Budget

\$1.27M

Total Budget (all years)

\$5.27M

Project Total

\$5.27M

Detailed Breakdown

Category	FY2026 <i>Requested</i>	FY2027 <i>Requested</i>	FY2028 <i>Requested</i>	FY2029 <i>Requested</i>	FY2030 <i>Requested</i>	Total
General Fund	\$1,265,400	\$1,000,000	\$1,000,000	\$1,000,000	\$1,000,000	\$5,265,400
Total	\$1,265,400	\$1,000,000	\$1,000,000	\$1,000,000	\$1,000,000	\$5,265,400



CAT III-Countywide Solar and Energy Savings Projects

Overview

Request Owner	County Administrator's Office, In Partnership With Department Noted Below
Department	General Services Agency
Type	Capital Improvement

Description

As part of the Facility Conditions Assessment report, energy efficiency upgrades were recommended to several County facilities. Given the size and complexity of these potential improvements, this scope of work is being highlighted as a separate scope of work even though these projects are technically a part of the Facility Conditions Priority 1 projects. There are three scopes of work: Fairmont and Solar projects, Government Center, and Hayward Facilities. The work for each is being developed in two phases. Phase I was to conduct an Investment Grade Audit (IGA) to evaluate energy and cost savings of County-owned assets. Should the IGA determine certain energy conservation measures, such as the installation of solar panels, would result in cost savings to the County, GSA would return to the Board to approve funding for Phase II, the construction and installation phase.

On May 13, 2025 the Board approved the Fairmont Energy Savings Performance Project Budget of \$142,347,116 and awarded a contract Johnson Controls, Inc. for the projects below:

Facility	Solar System	Energy Storage	Emergency Generators	HVAC And Control Upgrades	Lighting Upgrades
ACSO-Regional Training Center	X	X	X		
Gail Steele Multi-Services Center	X	X		X	X
Public Works Maintenance and Operation	X	X			
ACSO Contract Services Building	X				
Coroner's Bureau and Public Health Lab	X	X	X		
San Lorenzo Library	X				

Camp W. Sweeney Buildings (6)	X	X		X	X
Juvenile Justice Center	X	X		X	X
Las Vistas Buildings (4)	X	X		X	X
Fairmont Hospital B and H Buildings			X	X	X

Details

GSA Project Category: Category III - FCA, ADA, Haz Mat and Major Maintenance

Capital Cost

FY2026 Budget

\$143M

Total Budget (all years)

\$320M

Project Total

\$320M

Detailed Breakdown

Category	FY2026 <i>Requested</i>	FY2028 <i>Requested</i>	FY2029 <i>Requested</i>	FY2030 <i>Requested</i>	Total
Structures and Improvements	\$142,597,116	\$46,613,179	\$75,000,000	\$56,103,159	\$320,313,454
Total	\$142,597,116	\$46,613,179	\$75,000,000	\$56,103,159	\$320,313,454

Funding Sources

FY2026 Budget

\$143M

Total Budget (all years)

\$320M

Project Total

\$320M

Detailed Breakdown

Category	FY2026 <i>Requested</i>	FY2028 <i>Requested</i>	FY2029 <i>Requested</i>	FY2030 <i>Requested</i>	Total
Special Capital Construction Fund	\$142,597,116	\$46,613,179	\$75,000,000	\$56,103,159	\$320,313,454
Total	\$142,597,116	\$46,613,179	\$75,000,000	\$56,103,159	\$320,313,454



CAT III-Facility Conditions Assessment - Deferred Maintenance

Overview

Request Owner	County Administrator's Office, In Partnership With Department Noted Below
Department	General Services Agency
Type	Capital Improvement

Description

In the FY 25-29 CIP, Category III Facility Conditions Assessment (FCA) costs totaled approximately \$841 million. This figure was developed by taking the direct construction costs from the 2018 FCA report and applying industry-standard markups for Design Contingency, Bonds and Insurance, General Conditions, General Requirements and Contractor Overhead and profit. In addition, the 2018 numbers were escalated to reflect current market conditions and reflect future capital costs using two construction indices. The figures in the FY 25-29 CIP did not include seismic retrofit costs nor the annual expense of daily routine maintenance, including preventative and corrective maintenance activities for County Facilities.

The FY 25-29 CIP methodology for the FCA portfolio is not being utilized for the development of the FY 26-30 CIP. Given GSA's progress and the development of the Facility Need Priority 1 Program, this project, Facility Conditions Assessment - Deferred Maintenance, represents the body of work that remains from the 2018 FCA report. The \$25 million estimate is an annual placeholder until GSA has additional information or cost estimates that it can present to the Board for new projects.

Details

GSA Project Category: Category III - FCA, ADA, Haz Mat and Major Maintenance

Capital Cost

FY2026 Budget	Total Budget (all years)	Project Total
\$0	\$400M	\$400M

Detailed Breakdown

Category	FY2027 <i>Requested</i>	FY2028 <i>Requested</i>	FY2029 <i>Requested</i>	FY2030 <i>Requested</i>	Total
Structures and Improvements	\$25,000,000	\$25,000,000	\$25,000,000	\$325,000,000	\$400,000,000
Total	\$25,000,000	\$25,000,000	\$25,000,000	\$325,000,000	\$400,000,000

Funding Sources

FY2026 Budget

\$0

Total Budget (all years)

\$400M

Project Total

\$400M

Detailed Breakdown

Category	FY2027 <i>Requested</i>	FY2028 <i>Requested</i>	FY2029 <i>Requested</i>	FY2030 <i>Requested</i>	Total
Unfunded	\$25,000,000	\$25,000,000	\$25,000,000	\$181,103,159	\$256,103,159
Special Capital Construction Fund	\$0	\$0	\$0	\$143,896,841	\$143,896,841
Total	\$25,000,000	\$25,000,000	\$25,000,000	\$325,000,000	\$400,000,000



CAT III-Facility Needs Priority 1 Projects

Overview

Request Owner	County Administrator's Office, In Partnership With Department Noted Below
Department	General Services Agency
Type	Capital Improvement

Description

The County commissioned a Facility Conditions Assessment (FCA) in 2018. The FCA is an industry-wide reporting tool provided by third-party consultants to real estate owners such as government entities. GSA has prioritized buildings that provide critical services, high level of public use, a unique service and availability of funding and created the Facility Needs Priority 1 Projects. The buildings and scope of work include:

Dept	Building Name	Location	Scope of Work
AHS	Fairmont Hospital Bldg A (Admin Bldg)	Fairmont Campus	Replacement and rehabilitation of various exterior building elements. Improvements to the HVAC, electrical, and fire alarm systems.
AHS	Fairmont Hospital Bldg B	Fairmont Campus	Replacement and rehabilitation of various exterior building and landscape elements. Improvements to the HVAC, plumbing, and electrical systems.
AHS	Bldg B (ESCO)	Fairmont Campus	Energy Conservation Measures: Ventilation and Space Temperature HVAC Upgrades and Controls
AHS	Fairmont Hospital Bldg C/E/H	Fairmont Campus	Replacement and rehabilitation of various exterior and interior building elements. Improvements to the HVAC, plumbing, and electrical equipment.
AHS	Bldg H (ESCO)	Fairmont Campus	Domestic Hot Water Replacement, Exhaust Fan Replacement, Ventilation & Space Temporary HVAC Upgrade, Hot Water Pump Replacement and Additional Controls
AHS	Fairmont Hospital Cafeteria	Fairmont Campus	Replacement of various exterior and interior building elements. Improvements to the HVAC, electrical systems, and fire alarm.

AHS	Fairmont Hospital Chapel	Fairmont Campus	Replacement of various exterior and interior building elements. Improvements to the HVAC and electrical systems.
AHS	Fairmont Hospital Exterior Canopies	Fairmont Campus	Repairs to various roofing and concrete elements.
AHS	John George Psychiatric Hospital	Fairmont Campus	Modifications to exterior and interior building elements. Improvements to HVAC, electrical, and plumbing systems.
AHS	Highland Hospital	Oakland	Replacement and repair of various plumbing and HVAC systems.
AC Health	Morton Bakar Center	Fairmont Campus	ADA assessment, electrical, plumbing, mechanical, exterior walls, interior finishes, interior doors, millwork, windows, flooring, paging systems, nurse call
AC Health	BHCS Crisis Response Unit	Fairmont Campus	Electrical, ADA assessment, exterior finishes, interior finishes, fire alarm
AC Health	Cherry Hill Detox	Fairmont Campus	Electrical, ADA assessment, exterior finishes, interior finishes, fire alarm, flooring, roofing
AC Health	Cherry Hill Sobering Center	Fairmont Campus	Electrical, ADA assessment, exterior finishes, interior finishes, fire alarm, data/low voltage
AC Health	Eden CHMC	Fairmont Campus	Electrical, ADA assessment, exterior finishes, interior finishes, fire alarm, flooring
AC Health	Homeless Shelter	Hayward	Electrical, ADA assessment, exterior finishes, interior finishes, roofing
AC Health	South County Crisis Center	Hayward	Electrical, ADA assessment, exterior finishes, interior finishes, data/low voltage
AC Health	Villa Fairmont	Fairmont Campus	Electrical, ADA assessment, exterior finishes, interior finishes, fire alarm, flooring, roofing, data/low voltage
AC Health	Willow Rock	Fairmont Campus	Electrical, ADA assessment, exterior siding and trim, interior finishes, fire alarm, flooring, interior plumbing, data/low voltage/BMS, HVAC, flooring
AC Health	Ashland Youth Center	Ashland	Electrical, interior finishes, flooring, restroom, data/low voltage
AC Health	Youth Uprising	Oakland	Electrical, ADA assessment, exterior finishes, interior finishes, insulation, flooring, interior plumbing, roofing.

Probation	Las Vistas I, II, III	Fairmont Campus	Electrical, ADA assessment, exterior finishes, interior finishes, fire alarm, flooring, plumbing, data/low voltage
Probation	Juvenile Justice Center	Castro Valley	Electrical, ADA assessment, exterior finishes, interior finishes, fire alarm, flooring, windows, data/low voltage, athletic facility
Probation	Camp Sweeney	Castro Valley	Electrical, ADA assessment, exterior finishes, interior finishes, fire alarm, flooring, plumbing, data/low voltage

Details

GSA Project Category: Category III - FCA, ADA, Haz Mat and Major Maintenance

Capital Cost

FY2026 Budget

\$10M

Total Budget (all years)

\$61M

Project Total

\$61M

Detailed Breakdown

Category	FY2026 <i>Requested</i>	FY2027 <i>Requested</i>	Total
Structures and Improvements	\$10,000,000	\$51,048,401	\$61,048,401
Total	\$10,000,000	\$51,048,401	\$61,048,401

Funding Sources

FY2026 Budget

\$10M

Total Budget (all years)

\$61M

Project Total

\$61M

Detailed Breakdown

Category	FY2026 <i>Requested</i>	FY2027 <i>Requested</i>	Total
Special Capital Construction Fund	\$10,000,000	\$51,048,401	\$61,048,401
Federal, State and Local Aid	\$0	\$0	\$0
Total	\$10,000,000	\$51,048,401	\$61,048,401

CAT III-Hazardous Materials - Environmental Projects

Overview

Request Owner	County Administrator's Office, In Partnership With Department Noted Below
Department	General Services Agency
Type	Capital Improvement

Description

Environmental projects include asbestos, lead mold and other hazardous materials removal projects as required for operation and maintenance of Countywide facilities. Includes regulatory permitting costs, inspection fees from regulatory agencies and related taxes.

Details

GSA Project Category: Category III - FCA, ADA, Haz Mat and Major Maintenance

Capital Cost

FY2026 Budget

\$1.49M

Total Budget (all years)

\$5.49M

Project Total

\$5.49M

Detailed Breakdown

Category	FY2026 Requested	FY2027 Requested	FY2028 Requested	FY2029 Requested	FY2030 Requested	Total
Structures and Improvements	\$1,488,300	\$1,000,000	\$1,000,000	\$1,000,000	\$1,000,000	\$5,488,300
Total	\$1,488,300	\$1,000,000	\$1,000,000	\$1,000,000	\$1,000,000	\$5,488,300



Funding Sources

FY2026 Budget

\$1.49M

Total Budget (all years)

\$5.49M

Project Total

\$5.49M

Detailed Breakdown

Category	FY2026 <i>Requested</i>	FY2027 <i>Requested</i>	FY2028 <i>Requested</i>	FY2029 <i>Requested</i>	FY2030 <i>Requested</i>	Total
General Fund	\$1,488,300	\$1,000,000	\$1,000,000	\$1,000,000	\$1,000,000	\$5,488,300
Total	\$1,488,300	\$1,000,000	\$1,000,000	\$1,000,000	\$1,000,000	\$5,488,300

CAT III-Major Maintenance

Overview

Request Owner County Administrator's Office, In Partnership With Department Noted Below

Department General Services Agency

Type Capital Improvement

Description

The following list represents the preliminary list of major maintenance projects for FY 25-26 and is subject to change. The total listed below is greater than the allocated funding amount to allow for any potential changes in priority due to emergency projects.

Building Name (Location)	Project Description	Estimated Costs
1131 Harbor Bay (01030)	Replace the existing roof with a new 2-ply modified bitumen Stressply roof system.	\$1,500,000
12th and Oak St. Building - Law Library / Conference Center (04410)	Roofing, Exterior facade weatherproofing & spalling concrete repairs, & Skylights	\$1,500,000
8201 Edgewater	Elevator Modernization	\$200,000
8201 Edgewater - Probation (04555)	Install a new fire alarm system	\$300,000
Administration Building (04390)	Replace lower roof auditorium	\$1,650,432
Alameda County Sheriff's Office (ACSO) Academy Training (11020)	EVOC - Repairs and repavement, approx 193,000 sqft (includes concrete pad)	\$750,000
ALCO Parking Garage (04440)	Spalling Repairs / Sealant coat over parking surface	\$2,000,000
ALCO Parking Garage (04440)	Roofing - Protected Membrane	\$803,738
East County Animal Shelter (11030)	Fuel-Fired Heating Boilers - 1751 to 3750 MBH	\$96,841
Hayward HHW (13050)	Replace Aquious Foam System	\$1,000,000
Heritage House/Dist 1/4 Field Office (16015)	Repipe plumbing system	\$200,000
Livermore HHW (14030)	Replace Aquious Foam System	\$1,000,000



Public Works Agency (PWA) Heavy Equipment Repair Building (11100)	Steel Building Structure, Metal Roof & Gutters	\$64,470
RCD Courthouse (04400)	Branch sewer lateral replacement that serves the ROV restroom.	\$200,000
Registrar of Voters (ROV) Warehouse (04730)	Replace Interior Sewer Lines	\$150,000
Registrar of Voters (ROV) Warehouse (04730)	Roof Replacement, Fall Hazard Corrective Maintenance, Purlin Repair	\$3,500,000
Social Services Agency (SSA) Enterprise (04560)	Elevator Modernization	\$225,000
	TOTAL	\$15,140,481

Details

GSA Project Category: Category III - FCA, ADA, Haz Mat
and Major Maintenance

Capital Cost

FY2026 Budget

\$12.2M

Total Budget (all years)

\$64.2M

Project Total

\$64.2M

Detailed Breakdown

Category	FY2026 <i>Requested</i>	FY2027 <i>Requested</i>	FY2028 <i>Requested</i>	FY2029 <i>Requested</i>	FY2030 <i>Requested</i>	Total
Structures and Improvements	\$12,246,300	\$13,000,000	\$13,000,000	\$13,000,000	\$13,000,000	\$64,246,300
Total	\$12,246,300	\$13,000,000	\$13,000,000	\$13,000,000	\$13,000,000	\$64,246,300

Funding Sources

FY2026 Budget

\$12.2M

Total Budget (all years)

\$64.2M

Project Total

\$64.2M

Detailed Breakdown

Category	FY2026 <i>Requested</i>	FY2027 <i>Requested</i>	FY2028 <i>Requested</i>	FY2029 <i>Requested</i>	FY2030 <i>Requested</i>	Total
General Fund	\$12,246,300	\$13,000,000	\$13,000,000	\$13,000,000	\$13,000,000	\$64,246,300
Total	\$12,246,300	\$13,000,000	\$13,000,000	\$13,000,000	\$13,000,000	\$64,246,300

CAT VI-ACSO ACFD Joint Dispatch Center

Overview

Request Owner	County Administrator's Office, In Partnership With Department Noted Below
Department	General Services Agency
Type	Capital Improvement

Description

This project is in Category VI - Future Projects and is currently under development.

Details

GSA Project Category: Category VI - Future Projects

Capital Cost

FY2026 Budget	Total Budget (all years)	Project Total
\$0	\$90M	\$90M

Detailed Breakdown

Category	FY2027 <i>Requested</i>	FY2028 <i>Requested</i>	FY2029 <i>Requested</i>	FY2030 <i>Requested</i>	Total
Structures and Improvements	\$30,000,000	\$30,000,000	\$15,000,000	\$15,000,000	\$90,000,000
Total	\$30,000,000	\$30,000,000	\$15,000,000	\$15,000,000	\$90,000,000

Funding Sources

FY2026 Budget	Total Budget (all years)	Project Total
\$0	\$90M	\$90M

Detailed Breakdown

Category	FY2027 <i>Requested</i>	FY2028 <i>Requested</i>	FY2029 <i>Requested</i>	FY2030 <i>Requested</i>	Total
Unfunded	\$30,000,000	\$30,000,000	\$15,000,000	\$15,000,000	\$90,000,000
Total	\$30,000,000	\$30,000,000	\$15,000,000	\$15,000,000	\$90,000,000



CAT VI-ACSO Emergency Vehicle Operator Course Track Expansion

Overview

Request Owner	County Administrator's Office, In Partnership With Department Noted Below
Department	General Services Agency
Type	Capital Improvement

Description

This project is in Category VI - Future Projects and is currently under development.

Details

GSA Project Category: Category VI - Future Projects

Capital Cost

FY2026 Budget	Total Budget (all years)	Project Total
\$0	\$3.84M	\$3.84M

Detailed Breakdown

Category	FY2027 Requested	Total
Structures and Improvements	\$3,843,131	\$3,843,131
Total	\$3,843,131	\$3,843,131

Funding Sources

FY2026 Budget	Total Budget (all years)	Project Total
\$0	\$3.84M	\$3.84M

Detailed Breakdown

Category	FY2027 Requested	Total
Unfunded	\$3,843,131	\$3,843,131
Total	\$3,843,131	\$3,843,131

CAT VI-Arc Flash Studies

Overview

Request Owner	County Administrator's Office, In Partnership With Department Noted Below
Department	General Services Agency
Type	Capital Improvement

Description

This project is in Category VI - Future Projects and is currently under development.

Details

GSA Project Category: Category VI - Future Projects

Capital Cost

FY2026 Budget	Total Budget (all years)	Project Total
\$0	\$10.4M	\$10.4M

Detailed Breakdown

Category	FY2027 <i>Requested</i>	FY2028 <i>Requested</i>	FY2029 <i>Requested</i>	FY2030 <i>Requested</i>	Total
Structures and Improvements	\$2,600,000	\$2,600,000	\$2,600,000	\$2,600,000	\$10,400,000
Total	\$2,600,000	\$2,600,000	\$2,600,000	\$2,600,000	\$10,400,000

Funding Sources

FY2026 Budget	Total Budget (all years)	Project Total
\$0	\$10.4M	\$10.4M

Detailed Breakdown

Category	FY2027 <i>Requested</i>	FY2028 <i>Requested</i>	FY2029 <i>Requested</i>	FY2030 <i>Requested</i>	Total
Unfunded	\$2,600,000	\$2,600,000	\$2,600,000	\$2,600,000	\$10,400,000
Total	\$2,600,000	\$2,600,000	\$2,600,000	\$2,600,000	\$10,400,000



CAT VI-Building Automation System Replacement

Overview

Request Owner	County Administrator's Office, In Partnership With Department Noted Below
Department	General Services Agency
Type	Capital Improvement

Description

This project is in Category VI - Future Projects and is currently under development.

Details

GSA Project Category: Category VI - Future Projects

Capital Cost

FY2026 Budget

\$0

Total Budget (all years)

\$17M

Project Total

\$17M

Detailed Breakdown

Category	FY2027 <i>Requested</i>	FY2028 <i>Requested</i>	FY2029 <i>Requested</i>	FY2030 <i>Requested</i>	Total
Structures and Improvements	\$4,250,000	\$4,250,000	\$4,250,000	\$4,250,000	\$17,000,000
Total	\$4,250,000	\$4,250,000	\$4,250,000	\$4,250,000	\$17,000,000

Funding Sources

FY2026 Budget

\$0

Total Budget (all years)

\$17M

Project Total

\$17M

Detailed Breakdown

Category	FY2027 <i>Requested</i>	FY2028 <i>Requested</i>	FY2029 <i>Requested</i>	FY2030 <i>Requested</i>	Total
Unfunded	\$4,250,000	\$4,250,000	\$4,250,000	\$4,250,000	\$17,000,000
Total	\$4,250,000	\$4,250,000	\$4,250,000	\$4,250,000	\$17,000,000



CAT VI-Countywide Generators

Overview

Request Owner	County Administrator's Office, In Partnership With Department Noted Below
Department	General Services Agency
Type	Capital Improvement

Description

This project is in Category VI - Future Projects and is currently under development.

Details

GSA Project Category: Category VI - Future Projects

Capital Cost

FY2026 Budget	Total Budget (all years)	Project Total
\$0	\$4.33M	\$4.33M

Detailed Breakdown

Category	FY2027 <i>Requested</i>	FY2028 <i>Requested</i>	FY2029 <i>Requested</i>	Total
Structures and Improvements	\$1,082,500	\$1,082,500	\$2,165,000	\$4,330,000
Total	\$1,082,500	\$1,082,500	\$2,165,000	\$4,330,000

Funding Sources

FY2026 Budget	Total Budget (all years)	Project Total
\$0	\$4.33M	\$4.33M

Detailed Breakdown

Category	FY2027 <i>Requested</i>	FY2028 <i>Requested</i>	FY2029 <i>Requested</i>	Total
Unfunded	\$1,082,500	\$1,082,500	\$2,165,000	\$4,330,000
Total	\$1,082,500	\$1,082,500	\$2,165,000	\$4,330,000



CAT VI-Eden Township Substation Replacement

Overview

Request Owner	County Administrator's Office, In Partnership With Department Noted Below
Department	General Services Agency
Type	Capital Improvement

Description

This project is in Category VI - Future Projects and is currently under development.

Details

GSA Project Category: Category VI - Future Projects

Capital Cost

FY2026 Budget	Total Budget (all years)	Project Total
\$0	\$200M	\$200M

Detailed Breakdown

Category	FY2028 <i>Requested</i>	FY2029 <i>Requested</i>	FY2030 <i>Requested</i>	Total
Structures and Improvements	\$50,000,000	\$75,000,000	\$75,000,000	\$200,000,000
Total	\$50,000,000	\$75,000,000	\$75,000,000	\$200,000,000

Funding Sources

FY2026 Budget

\$0

Total Budget (all years)

\$200M

Project Total

\$200M

Detailed Breakdown

Category	FY2028 <i>Requested</i>	FY2029 <i>Requested</i>	FY2030 <i>Requested</i>	Total
Unfunded	\$22,964,411	\$75,000,000	\$75,000,000	\$172,964,411
Special Capital Construction Fund	\$27,035,589	\$0	\$0	\$27,035,589
Total	\$50,000,000	\$75,000,000	\$75,000,000	\$200,000,000



CAT VI-Fremont Hall of Justice Systems Upgrade

Overview

Request Owner	County Administrator's Office, In Partnership With Department Noted Below
Department	General Services Agency
Type	Capital Improvement

Description

This project is in Category VI - Future Projects and is currently under development.

Details

GSA Project Category: Category VI - Future Projects

Capital Cost

FY2026 Budget	Total Budget (all years)	Project Total
\$0	\$639K	\$639K

Detailed Breakdown

Category	FY2027 Requested	Total
Structures and Improvements	\$639,046	\$639,046
Total	\$639,046	\$639,046

Funding Sources

FY2026 Budget	Total Budget (all years)	Project Total
\$0	\$639K	\$639K

Detailed Breakdown

Category	FY2027 Requested	Total
Unfunded	\$639,046	\$639,046
Total	\$639,046	\$639,046

CAT VI-Hayward Hall of Justice Fire Protection

Overview

Request Owner	County Administrator's Office, In Partnership With Department Noted Below
Department	General Services Agency
Type	Capital Improvement

Description

This project is in Category VI - Future Projects and is currently under development.

Details

GSA Project Category: Category VI - Future Projects

Capital Cost

FY2026 Budget	Total Budget (all years)	Project Total
\$0	\$17.4K	\$17.4K

Detailed Breakdown

Category	FY2027 Requested	Total
Structures and Improvements	\$17,393	\$17,393
Total	\$17,393	\$17,393

Funding Sources

FY2026 Budget	Total Budget (all years)	Project Total
\$0	\$17.4K	\$17.4K

Detailed Breakdown

Category	FY2027 Requested	Total
Unfunded	\$17,393	\$17,393
Total	\$17,393	\$17,393



CAT VI-Hayward Hall of Justice Systems Upgrade

Overview

Request Owner	County Administrator's Office, In Partnership With Department Noted Below
Department	General Services Agency
Type	Capital Improvement

Description

This project is in Category VI - Future Projects and is currently under development.

Details

GSA Project Category: Category VI - Future Projects

Capital Cost

FY2026 Budget	Total Budget (all years)	Project Total
\$0	\$354K	\$354K

Detailed Breakdown

Category	FY2027 Requested	Total
Structures and Improvements	\$353,593	\$353,593
Total	\$353,593	\$353,593

Funding Sources

FY2026 Budget	Total Budget (all years)	Project Total
\$0	\$354K	\$354K

Detailed Breakdown

Category	FY2027 Requested	Total
Unfunded	\$353,593	\$353,593
Total	\$353,593	\$353,593

CAT VI-Measure X Fire Stations

Overview

Request Owner	County Administrator's Office, In Partnership With Department Noted Below
Department	General Services Agency
Type	Capital Improvement

Description

On November 3, 2020, voters in Alameda County's unincorporated communities adopted Measure X, the Alameda County Fire Department (ACFD) Fire Safety Bond on the November ballot. The adoption of Measure X authorizes the Alameda County Fire Department (ACFD) to issue up to \$90,000,000 in bonds to repair, upgrade, and replace outdated fire stations in order to maintain fire and emergency medical services in the unincorporated communities of Ashland, Castro Valley, Cherryland, Livermore, San Lorenzo and Sunol. The estimated cost of Measure X is 1.6 cents per \$100 of assessed value.

The Measure X bond issuance will be presented to the Board of Supervisors for approval in June 2025. For more information: [Measure X | Alameda County Fire Department](#)

Measure X projects are managed by ACFD.

Details

GSA Project Category: Category VI - Future Projects

Capital Cost

FY2026 Budget	Total Budget (all years)	Project Total
\$70M	\$90M	\$90M

Detailed Breakdown

Category	FY2026 <i>Requested</i>	FY2029 <i>Requested</i>	Total
Structures and Improvements	\$70,000,000	\$20,000,000	\$90,000,000
Total	\$70,000,000	\$20,000,000	\$90,000,000

Funding Sources

FY2026 Budget	Total Budget (all years)	Project Total
\$70M	\$90M	\$90M

Detailed Breakdown

Category	FY2026 <i>Requested</i>	FY2029 <i>Requested</i>	Total
Bond Proceeds	\$70,000,000	\$20,000,000	\$90,000,000
Total	\$70,000,000	\$20,000,000	\$90,000,000

CAT VI-Nike Missile Site

Overview

Request Owner	County Administrator's Office, In Partnership With Department Noted Below
Department	General Services Agency
Type	Capital Improvement

Description

This project is in Category VI - Future Projects and is currently under development.

Details

GSA Project Category: Category VI - Future Projects

Capital Cost

FY2026 Budget	Total Budget (all years)	Project Total
\$0	\$3.5M	\$3.5M

Detailed Breakdown

Category	FY2027 Requested	Total
Structures and Improvements	\$3,500,000	\$3,500,000
Total	\$3,500,000	\$3,500,000

Funding Sources

FY2026 Budget	Total Budget (all years)	Project Total
\$0	\$3.5M	\$3.5M

Detailed Breakdown

Category	FY2027 Requested	Total
Unfunded	\$3,500,000	\$3,500,000
Total	\$3,500,000	\$3,500,000



CAT VI-Seismic Studies

Overview

Request Owner	County Administrator's Office, In Partnership With Department Noted Below
Department	General Services Agency
Type	Capital Improvement

Description

This project is in Category VI - Future Projects and is currently under development.

Details

GSA Project Category: Category VI - Future Projects

Capital Cost

FY2026 Budget	Total Budget (all years)	Project Total
\$0	\$5M	\$5M

Detailed Breakdown

Category	FY2027 <i>Requested</i>	FY2028 <i>Requested</i>	FY2029 <i>Requested</i>	Total
Structures and Improvements	\$1,250,000	\$2,500,000	\$1,250,000	\$5,000,000
Total	\$1,250,000	\$2,500,000	\$1,250,000	\$5,000,000

Funding Sources

FY2026 Budget	Total Budget (all years)	Project Total
\$0	\$5M	\$5M

Detailed Breakdown

Category	FY2027 <i>Requested</i>	FY2028 <i>Requested</i>	FY2029 <i>Requested</i>	Total
Unfunded	\$1,250,000	\$2,500,000	\$1,250,000	\$5,000,000
Total	\$1,250,000	\$2,500,000	\$1,250,000	\$5,000,000

CAT VI-Sunol Ridge Roadway Reinforcement

Overview

Request Owner	County Administrator's Office, In Partnership With Department Noted Below
Department	General Services Agency
Type	Capital Improvement

Description

This project is in Category VI - Future Projects and is currently under development.

Details

GSA Project Category: Category VI - Future Projects

Capital Cost

FY2026 Budget	Total Budget (all years)	Project Total
\$0	\$1M	\$1M

Detailed Breakdown

Category	FY2027 <i>Requested</i>	FY2028 <i>Requested</i>	Total
Structures and Improvements	\$250,000	\$750,000	\$1,000,000
Total	\$250,000	\$750,000	\$1,000,000

Funding Sources

FY2026 Budget	Total Budget (all years)	Project Total
\$0	\$1M	\$1M

Detailed Breakdown

Category	FY2027 <i>Requested</i>	FY2028 <i>Requested</i>	Total
Unfunded	\$250,000	\$750,000	\$1,000,000
Total	\$250,000	\$750,000	\$1,000,000



CAT VI-White Cotton Cottage

Overview

Request Owner	County Administrator's Office, In Partnership With Department Noted Below
Department	General Services Agency
Type	Capital Improvement

Description

This project is in Category VI - Future Projects and is currently under development.

Details

GSA Project Category: Category VI - Future Projects

Capital Cost

FY2026 Budget	Total Budget (all years)	Project Total
\$0	\$13M	\$13M

Detailed Breakdown

Category	FY2027 <i>Requested</i>	FY2028 <i>Requested</i>	FY2029 <i>Requested</i>	Total
Structures and Improvements	\$4,000,000	\$4,000,000	\$5,000,000	\$13,000,000
Total	\$4,000,000	\$4,000,000	\$5,000,000	\$13,000,000

Funding Sources

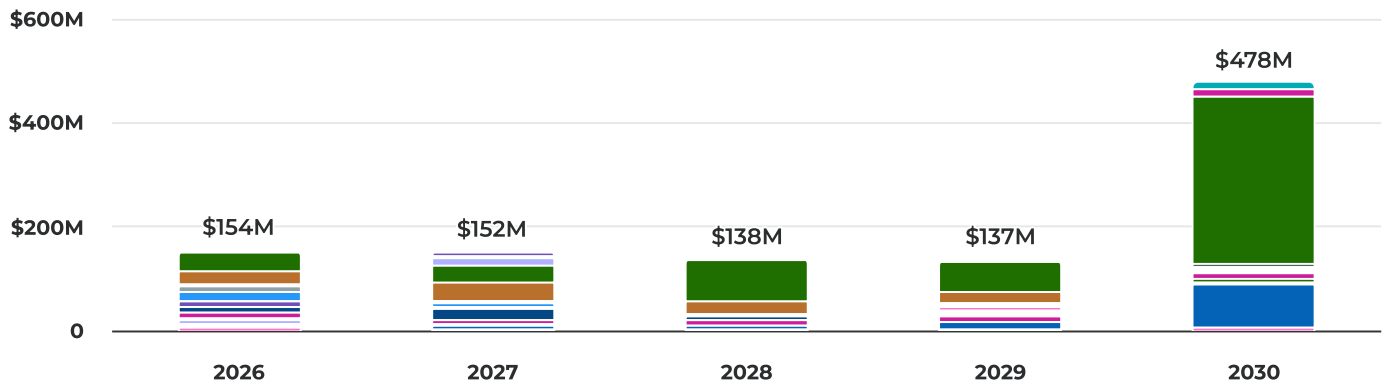
FY2026 Budget	Total Budget (all years)	Project Total
\$0	\$13M	\$13M

Detailed Breakdown

Category	FY2027 <i>Requested</i>	FY2028 <i>Requested</i>	FY2029 <i>Requested</i>	Total
Unfunded	\$4,000,000	\$4,000,000	\$5,000,000	\$13,000,000
Total	\$4,000,000	\$4,000,000	\$5,000,000	\$13,000,000

Public Works Agency

FY26 - FY30 Public Works Agency Projects



● A Street/Redwood Road Sidewalk Installation Between Knox Street and Hayward City Limit	\$3,245,000	0.31%
● ADA Compliance Program	\$3,000,000	0.28%
● Arroyo Road Bridge Replacement at Dry Creek	\$3,735,000	0.35%
● Barlett Avenue Sidewalk (SR2s & BPMP)	\$4,345,000	0.41%
● Bockman Road Sidewalk Improvements in the Vicinity of Bohannon Middle School (SR2S)	\$755,000	0.07%
● Castlewood Drive Bridge Replacement	\$6,192,500	0.58%
● Castro Valley Blvd Improvements from Stanton Avenue to San Miguel Avenue	\$12,830,000	1.21%
● Center Street Corridor Improvement Project	\$16,580,000	1.57%
● Christensen Lane Sidewalk Construction Project from Simsbury Road to Parsons Avenue	\$1,665,000	0.16%
● Crow Canyon Road Roundabouts	\$13,800,000	1.30%
● East Lewelling Blvd Sidewalk Improvements between Meekland Ave and Lanton Way (BPMP)	\$320,000	0.03%
● Flood Control Capacity Improvement Projects	\$525,930,800	49.68%
● Flood Control Restoration Projects	\$111,692,000	10.55%

● Grant Avenue Roadway and Streetscape Improvement Project between Washington Ave and Channel Street	\$7,395,000	0.70%
● Grove Way Improvements from Oak Street (HCL) to Tanglewood Drive	\$3,310,000	0.31%
● Grove Way Median Installation Between Redwood Rd and Center St	\$1,400,000	0.13%
● Grove Way Sidewalk Improvements Between Western Blvd and Mission Blvd	\$6,360,000	0.60%
● Hansen Road Sidewalk Project from East Avenue to Fairview Avenue (BPMP & SR2S)	\$7,015,000	0.66%
● Haviland Avenue Sidewalk Project from Blossom Way to Medford Ave	\$2,740,000	0.26%
● Heyer Avenue Improvements from Redwood Road to Center Street (BPMP)	\$8,460,000	0.80%
● Installation of Full Trash Capture Devices in the vicinity of Via Arriba between Via Mirabel and Via Manzanitas, San Lorenzo	\$150,000	0.01%
● Installation of Full Trash Capture Devices in the vicinity of Western Blvd. and Hampton Road, Hayward	\$150,000	0.01%
● Installation of Small Trash Capture Devices in Unincorporated Alameda County	\$150,000	0.01%
● Liberty Street Sidewalk Project from 164th Avenue to Fairmont Drive (BPMP)	\$3,800,000	0.36%
● Major Flood Control Maintenance Projects	\$30,420,000	2.87%
● Major Maintenance Program	\$11,630,000	1.10%
● Maubert Avenue Sidewalk Project from 159th Avenue to Tanager Avenue (BPMP)	\$2,630,000	0.25%
● Meekland Avenue Phase 2 - Blossom Way to East Lewelling Blvd (BPMP)	\$12,080,000	1.14%
● Mines Road Bridge Replacement at Arroyo Mocho (Bridge No. 33C0124)	\$3,810,000	0.36%
● Mission Boulevard Corridor Improvement Project - Phase III (I-238 to Hayward City Limit)	\$38,020,000	3.59%

Paradise Knolls Sidewalk Installation	\$2,507,000	0.24%
Pavement Management Program	\$50,000,000	4.72%
Proctor Road Sidewalk Project from Redwood Road to Camino Alta Mira	\$5,170,000	0.49%
Proctor Road Sidewalk Project from Redwood Road to Walnut Road (BPMP & SR2S)	\$5,860,000	0.55%
Second Street Sidewalk Project from Windfeldt Road to Hayward City Limit (BPMP & SR2S)	\$4,400,000	0.42%
Seven Hills Road Sidewalk Project from Redwood Road to Lake Chabot Road (BPMP)	\$9,000,000	0.85%
Somerset Avenue Sidewalk Project from Lake Chabot Road to Redwood Road (BPMP)	\$215,000	0.02%
Somerset Avenue Sidewalk Project from President Drive to Lake Chabot Road	\$4,350,000	0.41%
Traffic Calming Program	\$1,000,000	0.09%
Transportation Infrastructure Safety Program	\$117,805,000	11.13%
W. Sunset Blvd Roadway Improvements from Hesperian Blvd to Royal Avenue (BPMP)	\$2,700,000	0.26%
Watershed/Special Studies	\$12,057,500	1.14%

Summary of Requests

Category	FY2026	FY2027	FY2028	FY2029	FY2030	Total
A Street/Redwood Road Sidewalk Installation Between Knox Street and Hayward City Limit	\$0	\$80,000	\$295,000	\$2,870,000	\$0	\$3,245,000
ADA Compliance Program	\$600,000	\$600,000	\$600,000	\$600,000	\$600,000	\$3,000,000
Arroyo Road Bridge Replacement at Dry Creek	\$265,000	\$3,160,000	\$310,000	\$0	\$0	\$3,735,000
Barlett Avenue Sidewalk (SR2s & BPMP)	\$425,000	\$3,920,000	\$0	\$0	\$0	\$4,345,000
Bockman Road Sidewalk Improvements in the Vicinity of Bohannon Middle School (SR2S)	\$170,000	\$585,000	\$0	\$0	\$0	\$755,000
Castlewood Drive Bridge Replacement	\$402,500	\$5,395,000	\$395,000	\$0	\$0	\$6,192,500
Castro Valley Blvd Improvements from	\$0	\$0	\$480,000	\$360,000	\$11,990,000	\$12,830,000



Category	FY2026	FY2027	FY2028	FY2029	FY2030	Total
Stanton Avenue to San Miguel Avenue						
Center Street Corridor Improvement Project	\$0	\$0	\$0	\$275,000	\$16,305,000	\$16,580,000
Christensen Lane Sidewalk Construction Project from Simsbury Road to Parsons Avenue	\$0	\$0	\$115,000	\$1,550,000	\$0	\$1,665,000
Crow Canyon Road Roundabouts	\$700,000	\$12,780,000	\$320,000	\$0	\$0	\$13,800,000
East Lewelling Blvd Sidewalk Improvements between Meekland Ave and Lanton Way (BPMP)	\$285,000	\$35,000	\$0	\$0	\$0	\$320,000
Flood Control Capacity Improvement Projects	\$35,689,800	\$32,190,000	\$79,953,000	\$58,465,000	\$319,633,000	\$525,930,800
Flood Control Restoration Projects	\$25,787,000	\$39,190,000	\$23,545,000	\$21,800,000	\$1,370,000	\$111,692,000
Grant Avenue Roadway and Streetscape Improvement Project between Washington Ave and Channel Street	\$0	\$0	\$105,000	\$255,000	\$7,035,000	\$7,395,000
Grove Way Improvements from Oak Street (HCL) to Tanglewood Drive	\$3,310,000	\$0	\$0	\$0	\$0	\$3,310,000
Grove Way Median Installation Between Redwood Rd and Center St	\$0	\$0	\$0	\$240,000	\$1,160,000	\$1,400,000
Grove Way Sidewalk Improvements Between Western Blvd and Mission Blvd	\$0	\$0	\$200,000	\$6,160,000	\$0	\$6,360,000
Hansen Road Sidewalk Project from East Avenue to Fairview Avenue (BPMP & SR2S)	\$0	\$0	\$645,000	\$6,040,000	\$330,000	\$7,015,000
Haviland Avenue Sidewalk Project from Blossom Way to Medford Ave	\$2,700,000	\$40,000	\$0	\$0	\$0	\$2,740,000
Heyer Avenue Improvements from Redwood Road to Center Street (BPMP)	\$8,160,000	\$300,000	\$0	\$0	\$0	\$8,460,000
Installation of Full Trash Capture Devices in the vicinity of Via Arriba between Via Mirabel and Via Manzananas, San Lorenzo	\$150,000	\$0	\$0	\$0	\$0	\$150,000
Installation of Full Trash Capture Devices in the vicinity of Western Blvd.	\$150,000	\$0	\$0	\$0	\$0	\$150,000

Category	FY2026	FY2027	FY2028	FY2029	FY2030	Total
and Hampton Road, Hayward						
Installation of Small Trash Capture Devices in Unincorporated Alameda County	\$150,000	\$0	\$0	\$0	\$0	\$150,000
Liberty Street Sidewalk Project from 164th Avenue to Fairmont Drive (BPMP)	\$250,000	\$3,400,000	\$150,000	\$0	\$0	\$3,800,000
Major Flood Control Maintenance Projects	\$16,770,000	\$5,200,000	\$1,990,000	\$3,735,000	\$2,725,000	\$30,420,000
Major Maintenance Program	\$1,810,000	\$1,300,000	\$885,000	\$3,055,000	\$4,580,000	\$11,630,000
Maubert Avenue Sidewalk Project from 159th Avenue to Tanager Avenue (BPMP)	\$395,000	\$2,160,000	\$75,000	\$0	\$0	\$2,630,000
Meekland Avenue Phase 2 - Blossom Way to East Lewelling Blvd (BPMP)	\$11,835,000	\$245,000	\$0	\$0	\$0	\$12,080,000
Mines Road Bridge Replacement at Arroyo Mocho (Bridge No. 33C0124)	\$0	\$0	\$140,000	\$3,670,000	\$0	\$3,810,000
Mission Boulevard Corridor Improvement Project - Phase III (I-238 to Hayward City Limit)	\$10,650,000	\$20,265,000	\$7,105,000	\$0	\$0	\$38,020,000
Paradise Knolls Sidewalk Installation	\$0	\$0	\$0	\$70,000	\$2,437,000	\$2,507,000
Pavement Management Program	\$10,000,000	\$10,000,000	\$10,000,000	\$10,000,000	\$10,000,000	\$50,000,000
Proctor Road Sidewalk Project from Redwood Road to Camino Alta Mira	\$4,570,000	\$200,000	\$0	\$0	\$400,000	\$5,170,000
Proctor Road Sidewalk Project from Redwood Road to Walnut Road (BPMP & SR2S)	\$5,560,000	\$300,000	\$0	\$0	\$0	\$5,860,000
Second Street Sidewalk Project from Windfeldt Road to Hayward City Limit (BPMP & SR2S)	\$4,400,000	\$0	\$0	\$0	\$0	\$4,400,000
Seven Hills Road Sidewalk Project from Redwood Road to Lake Chabot Road (BPMP)	\$0	\$0	\$325,000	\$405,000	\$8,270,000	\$9,000,000
Somerset Avenue Sidewalk Project from Lake Chabot Road to Redwood Road (BPMP)	\$215,000	\$0	\$0	\$0	\$0	\$215,000
Somerset Avenue Sidewalk Project from President Drive to Lake Chabot Road	\$0	\$0	\$240,000	\$460,000	\$3,650,000	\$4,350,000



Category	FY2026	FY2027	FY2028	FY2029	FY2030	Total
Traffic Calming Program	\$200,000	\$200,000	\$200,000	\$200,000	\$200,000	\$1,000,000
Transportation Infrastructure Safety Program	\$1,440,000	\$9,425,000	\$8,273,000	\$15,360,000	\$83,307,000	\$117,805,000
W. Sunset Blvd Roadway Improvements from Hesperian Blvd to Royal Avenue (BPMP)	\$2,700,000	\$0	\$0	\$0	\$0	\$2,700,000
Watershed/Special Studies	\$3,907,500	\$1,360,000	\$1,360,000	\$1,360,000	\$4,070,000	\$12,057,500
Total Summary of Requests	\$153,646,800	\$152,330,000	\$137,706,000	\$136,930,000	\$478,062,000	\$1,058,674,800

A Street/Redwood Road Sidewalk Installation Between Knox Street and Hayward City Limit

Overview

Request Owner	County Administrator's Office, In Partnership With Department Noted Below
Department	Public Works Agency
Type	Capital Improvement

Description

Install curb, gutter, sidewalk, drainage, streetscape, intersection bulb-outs and gateway feature improvements on A Street/Redwood Road from Knox Street to the Hayward City Limit, aiming to improve pedestrian safety.

Details

Project Category: Road

Program: Pedestrian/Bicycle Facility

Capital Cost

FY2026 Budget

\$0

Total Budget (all years)

\$3.25M

Project Total

\$3.25M

Detailed Breakdown

Category	FY2027 Requested	FY2028 Requested	FY2029 Requested	Total
Structures and Improvements	\$80,000	\$295,000	\$2,870,000	\$3,245,000
Total	\$80,000	\$295,000	\$2,870,000	\$3,245,000



Funding Sources

FY2026 Budget	Total Budget (all years)	Project Total
\$0	\$3.25M	\$3.25M

Detailed Breakdown

Category	FY2027 <i>Requested</i>	FY2028 <i>Requested</i>	FY2029 <i>Requested</i>	Total
Unfunded	\$0	\$0	\$1,890,000	\$1,890,000
Road Fund	\$80,000	\$295,000	\$820,000	\$1,195,000
Federal, State and Local Aid	\$0	\$0	\$160,000	\$160,000
Total	\$80,000	\$295,000	\$2,870,000	\$3,245,000

ADA Compliance Program

Overview

Request Owner	County Administrator's Office, In Partnership With Department Noted Below
Department	Public Works Agency
Type	Capital Improvement

Description

Projects in this category include the implementation of accessibility improvements identified in the ADA Transition Plan, such as the installation of new sidewalks, curb ramps, and crosswalks.

Details

Project Category: Road

Capital Cost

FY2026 Budget	Total Budget (all years)	Project Total
\$600K	\$3M	\$3M

Detailed Breakdown

Category	FY2026 <i>Requested</i>	FY2027 <i>Requested</i>	FY2028 <i>Requested</i>	FY2029 <i>Requested</i>	FY2030 <i>Requested</i>	Total
Structures and Improvements	\$600,000	\$600,000	\$600,000	\$600,000	\$600,000	\$3,000,000
Total	\$600,000	\$600,000	\$600,000	\$600,000	\$600,000	\$3,000,000

Funding Sources

FY2026 Budget	Total Budget (all years)	Project Total
\$600K	\$3M	\$3M

Detailed Breakdown

Category	FY2026 <i>Requested</i>	FY2027 <i>Requested</i>	FY2028 <i>Requested</i>	FY2029 <i>Requested</i>	FY2030 <i>Requested</i>	Total
Road Fund	\$600,000	\$600,000	\$600,000	\$600,000	\$600,000	\$3,000,000
Total	\$600,000	\$600,000	\$600,000	\$600,000	\$600,000	\$3,000,000



Arroyo Road Bridge Replacement at Dry Creek

Overview

Request Owner	County Administrator's Office, In Partnership With Department Noted Below
Department	Public Works Agency
Type	Capital Improvement

Description

Existing 2-lane bridge located at Arroyo Road at Dry Creek is considered functionally obsolete, lacking shoulders. The project plans on replacing the existing 21.5' wide bridge and 4' wide wooden pathway with a new 46' wide (2-12' lanes, 2-4' shoulders, 1-8' class 1 bike trail, and 3-2' barriers) bridge.

Details

Project Category: Road

Program: Major Infrastructure Improvement

Capital Cost

FY2026 Budget	Total Budget (all years)	Project Total
\$265K	\$3.74M	\$3.74M

Detailed Breakdown

Category	FY2026 <i>Requested</i>	FY2027 <i>Requested</i>	FY2028 <i>Requested</i>	Total
Structures and Improvements	\$265,000	\$3,160,000	\$310,000	\$3,735,000
Total	\$265,000	\$3,160,000	\$310,000	\$3,735,000

Funding Sources

FY2026 Budget	Total Budget (all years)	Project Total
\$265K	\$3.74M	\$3.74M

Detailed Breakdown

Category	FY2026 <i>Requested</i>	FY2027 <i>Requested</i>	FY2028 <i>Requested</i>	Total
Road Fund	\$265,000	\$1,888,000	\$310,000	\$2,463,000
Federal, State and Local Aid	\$0	\$1,272,000	\$0	\$1,272,000
Total	\$265,000	\$3,160,000	\$310,000	\$3,735,000



Barlett Avenue Sidewalk (SR2s & BPMP)

Overview

Request Owner	County Administrator's Office, In Partnership With Department Noted Below
Department	Public Works Agency
Type	Capital Improvement

Description

Construct continuous sidewalk improvements along Bartlett Avenue from Hesperian Blvd to Garden Avenue to improve pedestrian and bicycle safety, provide ADA accessibility and facilitate access to schools, the surrounding residential neighborhood and businesses along Hesperian Blvd. This project will include pervious concrete sidewalks, storm drain inlet modifications; utility pole relocation and, street tree plantings.

Details

Project Category:	Road	Program:	Pedestrian/Bicycle Facility
-------------------	------	----------	-----------------------------

Capital Cost

FY2026 Budget	Total Budget (all years)	Project Total
\$425K	\$4.35M	\$4.35M

Detailed Breakdown

Category	FY2026 <i>Requested</i>	FY2027 <i>Requested</i>	Total
Structures and Improvements	\$425,000	\$3,920,000	\$4,345,000
Total	\$425,000	\$3,920,000	\$4,345,000

Funding Sources

FY2026 Budget	Total Budget (all years)	Project Total
\$425K	\$4.35M	\$4.35M

Detailed Breakdown

Category	FY2026 <i>Requested</i>	FY2027 <i>Requested</i>	Total
Road Fund	\$425,000	\$3,920,000	\$4,345,000
Total	\$425,000	\$3,920,000	\$4,345,000



Bockman Road Sidewalk Improvements in the Vicinity of Bohannon Middle School (SR2S)

Overview

Request Owner	County Administrator's Office, In Partnership With Department Noted Below
Department	Public Works Agency
Type	Capital Improvement

Description

Construct continuous sidewalk improvements along Bockman Road from Via Arriba to Bohannon Middle School to improve pedestrian safety, provide ADA accessibility and facilitate access to Bohannon Middle School, San Lorenzo Adult School and the surrounding residential neighborhood.

Details

Project Category: Road

Program: Pedestrian/Bicycle Facility

Capital Cost

FY2026 Budget

\$170K

Total Budget (all years)

\$755K

Project Total

\$755K

Detailed Breakdown

Category	FY2026 Requested	FY2027 Requested	Total
Structures and Improvements	\$170,000	\$585,000	\$755,000
Total	\$170,000	\$585,000	\$755,000

Funding Sources

FY2026 Budget

\$170K

Total Budget (all years)

\$755K

Project Total

\$755K

Detailed Breakdown

Category	FY2026 <i>Requested</i>	FY2027 <i>Requested</i>	Total
Road Fund	\$170,000	\$585,000	\$755,000
Total	\$170,000	\$585,000	\$755,000

Castlewood Drive Bridge Replacement

Overview

Request Owner	County Administrator's Office, In Partnership With Department Noted Below
Department	Public Works Agency
Type	Capital Improvement

Description

Existing 2-lane bridge located at Castlewood Drive at Arroyo de al Laguna adjacent to the Castlewood Golf Course is considered functionally obsolete lacking shoulders and is structurally deficient. The project plans on replacing the existing 24' wide bridge with a new 36' wide (2-12' lanes, 1-4' shoulder, 1-6' golf cart shoulder, and 2-2' barriers) bridge.

Details

Project Category:	Road	Program:	Major Infrastructure Improvement
-------------------	------	----------	----------------------------------

Capital Cost

FY2026 Budget	Total Budget (all years)	Project Total
\$403K	\$6.19M	\$6.19M

Detailed Breakdown

Category	FY2026 <i>Requested</i>	FY2027 <i>Requested</i>	FY2028 <i>Requested</i>	Total
Structures and Improvements	\$402,500	\$5,395,000	\$395,000	\$6,192,500
Total	\$402,500	\$5,395,000	\$395,000	\$6,192,500

Funding Sources

FY2026 Budget	Total Budget (all years)	Project Total
\$403K	\$6.19M	\$6.19M

Detailed Breakdown

Category	FY2026 <i>Requested</i>	FY2027 <i>Requested</i>	FY2028 <i>Requested</i>	Total
Federal, State and Local Aid	\$200,000	\$4,500,000	\$0	\$4,700,000
Road Fund	\$202,500	\$895,000	\$395,000	\$1,492,500
Total	\$402,500	\$5,395,000	\$395,000	\$6,192,500



Castro Valley Blvd Improvements from Stanton Avenue to San Miguel Avenue

Overview

Request Owner	County Administrator's Office, In Partnership With Department Noted Below
Department	Public Works Agency
Type	Capital Improvement

Description

Install corridor improvements along Castro Valley Boulevard from Stanton Avenue to San Miguel Avenue in accordance with the Castro Valley Downtown Specific Plan including sidewalk and median improvements, landscaping, bicycle lanes, street lighting, communications conduit, and traffic signal improvements.

Details

Project Category: Road

Program: Major Infrastructure Improvement

Capital Cost

FY2026 Budget

\$0

Total Budget (all years)

\$12.8M

Project Total

\$12.8M

Detailed Breakdown

Category	FY2028 Requested	FY2029 Requested	FY2030 Requested	Total
Structures and Improvements	\$480,000	\$360,000	\$11,990,000	\$12,830,000
Total	\$480,000	\$360,000	\$11,990,000	\$12,830,000

Funding Sources

FY2026 Budget	Total Budget (all years)	Project Total
\$0	\$12.8M	\$12.8M

Detailed Breakdown

Category	FY2028 <i>Requested</i>	FY2029 <i>Requested</i>	FY2030 <i>Requested</i>	Total
Unfunded	\$0	\$0	\$11,060,000	\$11,060,000
Road Fund	\$480,000	\$360,000	\$930,000	\$1,770,000
Total	\$480,000	\$360,000	\$11,990,000	\$12,830,000



Center Street Corridor Improvement Project

Overview

Request Owner	County Administrator's Office, In Partnership With Department Noted Below
Department	Public Works Agency
Type	Capital Improvement

Description

Evaluate installation of corridor improvements along Center Street between Heyer Avenue and Grove Way that enhance pedestrian and bicycle accessibility. Planned work may include sidewalk, landscaping, bicycle facilities, street lighting, and traffic signal improvements.

Details

Project Category: Road

Program: Major Infrastructure Improvement

Capital Cost

FY2026 Budget

\$0

Total Budget (all years)

\$16.6M

Project Total

\$16.6M

Detailed Breakdown

Category	FY2029 <i>Requested</i>	FY2030 <i>Requested</i>	Total
Structures and Improvements	\$275,000	\$16,305,000	\$16,580,000
Total	\$275,000	\$16,305,000	\$16,580,000

Funding Sources

FY2026 Budget

\$0

Total Budget (all years)

\$16.6M

Project Total

\$16.6M

Detailed Breakdown

Category	FY2029 <i>Requested</i>	FY2030 <i>Requested</i>	Total
Unfunded	\$275,000	\$16,305,000	\$16,580,000
Total	\$275,000	\$16,305,000	\$16,580,000



Christensen Lane Sidewalk Construction Project from Simsbury Road to Parsons Avenue

Overview

Request Owner	County Administrator's Office, In Partnership With Department Noted Below
Department	Public Works Agency
Type	Capital Improvement

Description

Construct sidewalk improvements along Christensen Lane from Simsbury Road to Parsons Avenue, aiming to improve pedestrian safety and access to Chabot Elementary School.

Details

Project Category:	Road	Program:	Pedestrian/Bicycle Facility
-------------------	------	----------	-----------------------------

Capital Cost

FY2026 Budget	Total Budget (all years)	Project Total
\$0	\$1.67M	\$1.67M

Detailed Breakdown

Category	FY2028 <i>Requested</i>	FY2029 <i>Requested</i>	Total
Structures and Improvements	\$115,000	\$1,550,000	\$1,665,000
Total	\$115,000	\$1,550,000	\$1,665,000

Funding Sources

FY2026 Budget	Total Budget (all years)	Project Total
\$0	\$1.67M	\$1.67M

Detailed Breakdown

Category	FY2028 <i>Requested</i>	FY2029 <i>Requested</i>	Total
Road Fund	\$115,000	\$1,550,000	\$1,665,000
Total	\$115,000	\$1,550,000	\$1,665,000

Crow Canyon Road Roundabouts

Overview

Request Owner	County Administrator's Office, In Partnership With Department Noted Below
Department	Public Works Agency
Type	Capital Improvement

Description

Install roundabouts along Crow Canyon Road to reduce speed of vehicles and reduce potential for vehicular conflicts.

Details

Project Category:	Road	Program:	Major Infrastructure Improvement
-------------------	------	----------	----------------------------------

Capital Cost

FY2026 Budget	Total Budget (all years)	Project Total
\$700K	\$13.8M	\$13.8M

Detailed Breakdown

Category	FY2026 <i>Requested</i>	FY2027 <i>Requested</i>	FY2028 <i>Requested</i>	Total
Structures and Improvements	\$700,000	\$12,780,000	\$320,000	\$13,800,000
Total	\$700,000	\$12,780,000	\$320,000	\$13,800,000

Funding Sources

FY2026 Budget	Total Budget (all years)	Project Total
\$700K	\$13.8M	\$13.8M

Detailed Breakdown

Category	FY2026 <i>Requested</i>	FY2027 <i>Requested</i>	FY2028 <i>Requested</i>	Total
Federal, State and Local Aid	\$700,000	\$12,780,000	\$320,000	\$13,800,000
Total	\$700,000	\$12,780,000	\$320,000	\$13,800,000



East Lewelling Blvd Sidewalk Improvements between Meekland Ave and Lanton Way (BPMP)

Overview

Request Owner	County Administrator's Office, In Partnership With Department Noted Below
Department	Public Works Agency
Type	Capital Improvement

Description

Install pedestrian and bicycle improvements along the East Lewelling Boulevard corridor between Meekland Avenue and Langton Way. Planned work includes new sidewalk, separate Class IV bicycle lanes, street lighting, communications conduit, crossing improvements at the railroad tracks and traffic signal upgrades.

Details

Project Category: Road

Program: Major Infrastructure Improvement

Capital Cost

FY2026 Budget
\$285K

Total Budget (all years)
\$320K

Project Total
\$320K

Detailed Breakdown

Category	FY2026 Requested	FY2027 Requested	Total
Structures and Improvements	\$285,000	\$35,000	\$320,000
Total	\$285,000	\$35,000	\$320,000

Funding Sources

FY2026 Budget

\$285K

Total Budget (all years)

\$320K

Project Total

\$320K

Detailed Breakdown

Category	FY2026 <i>Requested</i>	FY2027 <i>Requested</i>	Total
Road Fund	\$285,000	\$35,000	\$320,000
Grant Funds	\$0	\$0	\$0
Federal, State and Local Aid	\$0	\$0	\$0
Total	\$285,000	\$35,000	\$320,000

Flood Control Capacity Improvement Projects

Overview

Request Owner	County Administrator's Office, In Partnership With Department Noted Below
Department	Public Works Agency
Type	Capital Improvement

Description

These projects increase the flood protection of the existing system; expand the system by building new flood protection facilities where the District had none before; and improve the operating efficiency of the existing system.

Details

Project Category: Flood

Program: Flood Control Capacity Improvement

Capital Cost

FY2026 Budget

\$35.7M

Total Budget (all years)

\$526M

Project Total

\$526M

Detailed Breakdown

Category	FY2026 <i>Requested</i>	FY2027 <i>Requested</i>	FY2028 <i>Requested</i>	FY2029 <i>Requested</i>	FY2030 <i>Requested</i>	Total
Structures and Improvements	\$35,689,800	\$32,190,000	\$79,953,000	\$58,465,000	\$319,633,000	\$525,930,800
Total	\$35,689,800	\$32,190,000	\$79,953,000	\$58,465,000	\$319,633,000	\$525,930,800

Funding Sources

FY2026 Budget

\$35.7M

Total Budget (all years)

\$526M

Project Total

\$526M

Detailed Breakdown

Category	FY2026 <i>Requested</i>	FY2027 <i>Requested</i>	FY2028 <i>Requested</i>	FY2029 <i>Requested</i>	FY2030 <i>Requested</i>	Total
Flood Fund	\$32,915,000	\$30,803,000	\$79,953,000	\$58,465,000	\$319,633,000	\$521,769,000
Federal, State and Local Aid	\$2,774,800	\$1,387,000	\$0	\$0	\$0	\$4,161,800
Total	\$35,689,800	\$32,190,000	\$79,953,000	\$58,465,000	\$319,633,000	\$525,930,800



Flood Control Restoration Projects

Overview

Request Owner	County Administrator's Office, In Partnership With Department Noted Below
Department	Public Works Agency
Type	Capital Improvement

Description

These projects restore natural creek functions; provide for the passage of fish; restore creek ecosystems; and provide for improved water quality in our creeks and channels.

Details

Project Category: Flood

Program: Flood Control Restoration

Capital Cost

FY2026 Budget	Total Budget (all years)	Project Total
\$25.8M	\$112M	\$112M

Detailed Breakdown

Category	FY2026 <i>Requested</i>	FY2027 <i>Requested</i>	FY2028 <i>Requested</i>	FY2029 <i>Requested</i>	FY2030 <i>Requested</i>	Total
Structures and Improvements	\$25,787,000	\$39,190,000	\$23,545,000	\$21,800,000	\$1,370,000	\$111,692,000
Total	\$25,787,000	\$39,190,000	\$23,545,000	\$21,800,000	\$1,370,000	\$111,692,000

Funding Sources

FY2026 Budget

\$25.8M

Total Budget (all years)

\$112M

Project Total

\$112M

Detailed Breakdown

Category	FY2026 <i>Requested</i>	FY2027 <i>Requested</i>	FY2028 <i>Requested</i>	FY2029 <i>Requested</i>	FY2030 <i>Requested</i>	Total
Flood Fund	\$21,827,000	\$31,190,000	\$12,710,000	\$0	\$1,370,000	\$67,097,000
Federal, State and Local Aid	\$3,960,000	\$8,000,000	\$10,835,000	\$21,800,000	\$0	\$44,595,000
Unfunded	\$0	\$0	\$0	\$0	\$0	\$0
Total	\$25,787,000	\$39,190,000	\$23,545,000	\$21,800,000	\$1,370,000	\$111,692,000



Grant Avenue Roadway and Streetscape Improvement Project between Washington Ave and Channel Street

Overview

Request Owner	County Administrator's Office, In Partnership With Department Noted Below
Department	Public Works Agency
Type	Capital Improvement

Description

Construct roadway, intersection and streetscape improvements along Grant Avenue between Washington Avenue and Channel Street to improve pedestrian safety at Arroyo High School, enhance the esthetics of the area, and provide traffic calming measures.

Details

Project Category: Road

Program: Major Infrastructure Improvement

Capital Cost

FY2026 Budget
\$0

Total Budget (all years)
\$7.4M

Project Total
\$7.4M

Detailed Breakdown

Category	FY2028 Requested	FY2029 Requested	FY2030 Requested	Total
Structures and Improvements	\$105,000	\$255,000	\$7,035,000	\$7,395,000
Total	\$105,000	\$255,000	\$7,035,000	\$7,395,000

Funding Sources

FY2026 Budget	Total Budget (all years)	Project Total
\$0	\$7.4M	\$7.4M

Detailed Breakdown

Category	FY2028 <i>Requested</i>	FY2029 <i>Requested</i>	FY2030 <i>Requested</i>	Total
Road Fund	\$105,000	\$255,000	\$7,035,000	\$7,395,000
Total	\$105,000	\$255,000	\$7,035,000	\$7,395,000

Grove Way Improvements from Oak Street (HCL) to Tanglewood Drive

Overview

Request Owner	County Administrator's Office, In Partnership With Department Noted Below
Department	Public Works Agency
Type	Capital Improvement

Description

Perform full-depth reclamation pavement construction and construct sidewalk improvements on Grove Way from Oak Street to Tanglewood Drive.

Details

Project Category: Road

Program: Major Infrastructure Improvement

Capital Cost

FY2026 Budget

\$3.31M

Total Budget (all years)

\$3.31M

Project Total

\$3.31M

Detailed Breakdown

Category	FY2026 Requested	Total
Structures and Improvements	\$3,310,000	\$3,310,000
Total	\$3,310,000	\$3,310,000

Funding Sources

FY2026 Budget	Total Budget (all years)	Project Total
\$3.31M	\$3.31M	\$3.31M

Detailed Breakdown

Category	FY2026 <i>Requested</i>	Total
Road Fund	\$3,310,000	\$3,310,000
Total	\$3,310,000	\$3,310,000



Grove Way Median Installation Between Redwood Rd and Center St

Overview

Request Owner	County Administrator's Office, In Partnership With Department Noted Below
Department	Public Works Agency
Type	Capital Improvement

Description

Install landscaped median island/pedestrian refuge areas along Grove Way to improve pedestrian crossings on this relatively wider roadway and to enhance street esthetics. The installation of a landscaped median will improve pedestrian crossing safety and may also have a traffic calming effect.

Details

Project Category: Road

Program: Major Infrastructure Improvement

Capital Cost

FY2026 Budget

\$0

Total Budget (all years)

\$1.4M

Project Total

\$1.4M

Detailed Breakdown

Category	FY2029 Requested	FY2030 Requested	Total
Structures and Improvements	\$240,000	\$1,160,000	\$1,400,000
Total	\$240,000	\$1,160,000	\$1,400,000

Funding Sources

FY2026 Budget	Total Budget (all years)	Project Total
\$0	\$1.4M	\$1.4M

Detailed Breakdown

Category	FY2029 <i>Requested</i>	FY2030 <i>Requested</i>	Total
Unfunded	\$240,000	\$560,000	\$800,000
Road Fund	\$0	\$600,000	\$600,000
Total	\$240,000	\$1,160,000	\$1,400,000



Grove Way Sidewalk Improvements Between Western Blvd and Mission Blvd

Overview

Request Owner	County Administrator's Office, In Partnership With Department Noted Below
Department	Public Works Agency
Type	Capital Improvement

Description

This project consists of widening the roadway, constructing new curb, gutter, sidewalk, and storm drain improvements. This project would complete a two-phased improvement of Grove Way providing improvements from Meekland Avenue to Mission Boulevard.

Details

Project Category: Road

Program: Pedestrian/Bicycle Facility

Capital Cost

FY2026 Budget

\$0

Total Budget (all years)

\$6.36M

Project Total

\$6.36M

Detailed Breakdown

Category	FY2028 Requested	FY2029 Requested	Total
Structures and Improvements	\$200,000	\$6,160,000	\$6,360,000
Total	\$200,000	\$6,160,000	\$6,360,000

Funding Sources

FY2026 Budget	Total Budget (all years)	Project Total
\$0	\$6.36M	\$6.36M

Detailed Breakdown

Category	FY2028 <i>Requested</i>	FY2029 <i>Requested</i>	Total
Road Fund	\$200,000	\$6,160,000	\$6,360,000
Total	\$200,000	\$6,160,000	\$6,360,000



Hansen Road Sidewalk Project from East Avenue to Fairview Avenue (BPMP & SR2S)

Overview

Request Owner	County Administrator's Office, In Partnership With Department Noted Below
Department	Public Works Agency
Type	Capital Improvement

Description

Construct sidewalk and pedestrian improvements along Hansen Road to improve access to east Avenue Elementary School.

Details

Project Category: Road

Program: Pedestrian/Bicycle Facility

Capital Cost

FY2026 Budget

\$0

Total Budget (all years)

\$7.02M

Project Total

\$7.02M

Detailed Breakdown

Category	FY2028 <i>Requested</i>	FY2029 <i>Requested</i>	FY2030 <i>Requested</i>	Total
Structures and Improvements	\$645,000	\$6,040,000	\$330,000	\$7,015,000
Total	\$645,000	\$6,040,000	\$330,000	\$7,015,000

Funding Sources

FY2026 Budget

\$0

Total Budget (all years)

\$7.02M

Project Total

\$7.02M

Detailed Breakdown

Category	FY2028 <i>Requested</i>	FY2029 <i>Requested</i>	FY2030 <i>Requested</i>	Total
Road Fund	\$645,000	\$6,040,000	\$330,000	\$7,015,000
Total	\$645,000	\$6,040,000	\$330,000	\$7,015,000



Haviland Avenue Sidewalk Project from Blossom Way to Medford Ave

Overview

Request Owner	County Administrator's Office, In Partnership With Department Noted Below
Department	Public Works Agency
Type	Capital Improvement

Description

Construction of curb, gutter, sidewalk, drainage, and pavement improvements on Haviland Avenue between Blossom Way and Medford Avenue.

Details

Project Category: Road

Program: Pedestrian/Bicycle Facility

Capital Cost

FY2026 Budget

\$2.7M

Total Budget (all years)

\$2.74M

Project Total

\$2.74M

Detailed Breakdown

Category	FY2026 Requested	FY2027 Requested	Total
Structures and Improvements	\$2,700,000	\$40,000	\$2,740,000
Total	\$2,700,000	\$40,000	\$2,740,000



Funding Sources

FY2026 Budget

\$2.7M

Total Budget (all years)

\$2.74M

Project Total

\$2.74M

Detailed Breakdown

Category	FY2026 <i>Requested</i>	FY2027 <i>Requested</i>	Total
Road Fund	\$2,700,000	\$40,000	\$2,740,000
Total	\$2,700,000	\$40,000	\$2,740,000

Heyer Avenue Improvements from Redwood Road to Center Street (BPMP)

Overview

Request Owner	County Administrator's Office, In Partnership With Department Noted Below
Department	Public Works Agency
Type	Capital Improvement

Description

Construct sidewalk and bike lane improvements along Heyer Avenue between Redwood Road and Center Street. This project aims to improve pedestrian and bicycle safety and will benefit the surrounding residential neighborhood as well as those who walk or bike to and from Castro Valley High School and Canyon Middle School.

Details

Project Category: Road

Program: Pedestrian/Bicycle Facility

Capital Cost

FY2026 Budget

\$8.16M

Total Budget (all years)

\$8.46M

Project Total

\$8.46M

Detailed Breakdown

Category	FY2026 Requested	FY2027 Requested	Total
Structures and Improvements	\$8,160,000	\$300,000	\$8,460,000
Total	\$8,160,000	\$300,000	\$8,460,000



Funding Sources

FY2026 Budget	Total Budget (all years)	Project Total
\$8.16M	\$8.46M	\$8.46M

Detailed Breakdown

Category	FY2026 <i>Requested</i>	FY2027 <i>Requested</i>	Total
Road Fund	\$8,160,000	\$300,000	\$8,460,000
Total	\$8,160,000	\$300,000	\$8,460,000

Installation of Full Trash Capture Devices in the vicinity of Via Arriba between Via Mirabel and Via Manzananas, San Lorenzo

Overview

Request Owner	County Administrator's Office, In Partnership With Department Noted Below
Department	Public Works Agency
Type	Capital Improvement

Description

Construct large trash capture structure/device in the vicinity of Via Arriba between Via Mirabel and Via Manzananas, San Lorenzo.

Details

Project Category:	Road	Program:	Major Infrastructure Improvement
-------------------	------	----------	----------------------------------

Capital Cost

FY2026 Budget	Total Budget (all years)	Project Total
\$150K	\$150K	\$150K

Detailed Breakdown

Category	FY2026 Requested	Total
Structures and Improvements	\$150,000	\$150,000
Total	\$150,000	\$150,000

Funding Sources

FY2026 Budget

\$150K

Total Budget (all years)

\$150K

Project Total

\$150K

Detailed Breakdown

Category	FY2026 <i>Requested</i>	Total
Grant Funds	\$150,000	\$150,000
Total	\$150,000	\$150,000

Installation of Full Trash Capture Devices in the vicinity of Western Blvd. and Hampton Road, Hayward

Overview

Request Owner	County Administrator's Office, In Partnership With Department Noted Below
Department	Public Works Agency
Type	Capital Improvement

Description

Construct large trash capture structure/device in the vicinity of Western Blvd. and Hampton Road.

Details

Project Category: Road

Program: Major Infrastructure Improvement

Capital Cost

FY2026 Budget	Total Budget (all years)	Project Total
\$150K	\$150K	\$150K

Detailed Breakdown

Category	FY2026 Requested	Total
Structures and Improvements	\$150,000	\$150,000
Total	\$150,000	\$150,000

Funding Sources

FY2026 Budget

\$150K

Total Budget (all years)

\$150K

Project Total

\$150K

Detailed Breakdown

Category	FY2026 <i>Requested</i>	Total
Grant Funds	\$150,000	\$150,000
Total	\$150,000	\$150,000

Installation of Small Trash Capture Devices in Unincorporated Alameda County

Overview

Request Owner	County Administrator's Office, In Partnership With Department Noted Below
Department	Public Works Agency
Type	Capital Improvement

Description

Construct small trash capture structure/device at approximately eleven (11) locations in unincorporated Alameda County.

Details

Project Category: Road

Program: Major Infrastructure Improvement

Capital Cost

FY2026 Budget

\$150K

Total Budget (all years)

\$150K

Project Total

\$150K

Detailed Breakdown

Category	FY2026 Requested	Total
Structures and Improvements	\$150,000	\$150,000
Total	\$150,000	\$150,000

Funding Sources

FY2026 Budget

\$150K

Total Budget (all years)

\$150K

Project Total

\$150K

Detailed Breakdown

Category	FY2026 Requested	Total
Grant Funds	\$150,000	\$150,000
Total	\$150,000	\$150,000



Liberty Street Sidewalk Project from 164th Avenue to Fairmont Drive (BPMP)

Overview

Request Owner	County Administrator's Office, In Partnership With Department Noted Below
Department	Public Works Agency
Type	Capital Improvement

Description

Construct sidewalk improvements along Liberty Street from 164th Avenue to Fairmont Drive to fill sidewalk gaps and provide a continuous path of travel.

Details

Project Category: Road

Program: Pedestrian/Bicycle Facility

Capital Cost

FY2026 Budget

\$250K

Total Budget (all years)

\$3.8M

Project Total

\$3.8M

Detailed Breakdown

Category	FY2026 Requested	FY2027 Requested	FY2028 Requested	Total
Structures and Improvements	\$250,000	\$3,400,000	\$150,000	\$3,800,000
Total	\$250,000	\$3,400,000	\$150,000	\$3,800,000

Funding Sources

FY2026 Budget	Total Budget (all years)	Project Total
\$250K	\$3.8M	\$3.8M

Detailed Breakdown

Category	FY2026 <i>Requested</i>	FY2027 <i>Requested</i>	FY2028 <i>Requested</i>	Total
Road Fund	\$250,000	\$3,400,000	\$150,000	\$3,800,000
Total	\$250,000	\$3,400,000	\$150,000	\$3,800,000



Major Flood Control Maintenance Projects

Overview

Request Owner	County Administrator's Office, In Partnership With Department Noted Below
Department	Public Works Agency
Type	Capital Improvement

Description

These projects restore the original design capacity of the existing system, repair failing portions of the system; extend the useful life of the system, and keep the system performing as planned.

Details

Project Category: Flood

Capital Cost

FY2026 Budget

\$16.8M

Total Budget (all years)

\$30.4M

Project Total

\$30.4M

Detailed Breakdown

Category	FY2026 <i>Requested</i>	FY2027 <i>Requested</i>	FY2028 <i>Requested</i>	FY2029 <i>Requested</i>	FY2030 <i>Requested</i>	Total
Structures and Improvements	\$16,770,000	\$5,200,000	\$1,990,000	\$3,735,000	\$2,725,000	\$30,420,000
Total	\$16,770,000	\$5,200,000	\$1,990,000	\$3,735,000	\$2,725,000	\$30,420,000

Funding Sources

FY2026 Budget

\$16.8M

Total Budget (all years)

\$30.4M

Project Total

\$30.4M

Detailed Breakdown

Category	FY2026 <i>Requested</i>	FY2027 <i>Requested</i>	FY2028 <i>Requested</i>	FY2029 <i>Requested</i>	FY2030 <i>Requested</i>	Total
Flood Fund	\$9,708,000	\$5,040,000	\$1,990,000	\$3,735,000	\$2,725,000	\$23,198,000
Federal, State and Local Aid	\$7,062,000	\$160,000	\$0	\$0	\$0	\$7,222,000
Unfunded	\$0	\$0	\$0	\$0	\$0	\$0
Total	\$16,770,000	\$5,200,000	\$1,990,000	\$3,735,000	\$2,725,000	\$30,420,000



Major Maintenance Program

Overview

Request Owner	County Administrator's Office, In Partnership With Department Noted Below
Department	Public Works Agency
Type	Capital Improvement

Description

Projects in this category include major capital improvements necessary for maintaining existing transportation infrastructure. Typical projects include life cycle extensions, major risk reduction work, and updating obsolete facilities or infrastructure.

Details

Project Category: Road

Program: Major Maintenance

Capital Cost

FY2026 Budget

\$1.81M

Total Budget (all years)

\$11.6M

Project Total

\$11.6M

Detailed Breakdown

Category	FY2026 <i>Requested</i>	FY2027 <i>Requested</i>	FY2028 <i>Requested</i>	FY2029 <i>Requested</i>	FY2030 <i>Requested</i>	Total
Structures and Improvements	\$1,810,000	\$1,300,000	\$885,000	\$3,055,000	\$4,580,000	\$11,630,000
Total	\$1,810,000	\$1,300,000	\$885,000	\$3,055,000	\$4,580,000	\$11,630,000

Funding Sources

FY2026 Budget

\$1.81M

Total Budget (all years)

\$11.6M

Project Total

\$11.6M

Detailed Breakdown

Category	FY2026 <i>Requested</i>	FY2027 <i>Requested</i>	FY2028 <i>Requested</i>	FY2029 <i>Requested</i>	FY2030 <i>Requested</i>	Total
Road Fund	\$1,535,000	\$1,300,000	\$545,000	\$1,020,000	\$1,930,000	\$6,330,000
Unfunded	\$0	\$0	\$340,000	\$2,035,000	\$2,650,000	\$5,025,000
Federal, State and Local Aid	\$275,000	\$0	\$0	\$0	\$0	\$275,000
Total	\$1,810,000	\$1,300,000	\$885,000	\$3,055,000	\$4,580,000	\$11,630,000

Maubert Avenue Sidewalk Project from 159th Avenue to Tanager Avenue (BPMP)

Overview

Request Owner	County Administrator's Office, In Partnership With Department Noted Below
Department	Public Works Agency
Type	Capital Improvement

Description

Construct sidewalk and roadway improvements including retaining walls, storm drains, concrete curbs, gutters, and sidewalks. The project will improve accessibility to Hillside Elementary School.

Details

Project Category: Road

Program: Pedestrian/Bicycle Facility

Capital Cost

FY2026 Budget

\$395K

Total Budget (all years)

\$2.63M

Project Total

\$2.63M

Detailed Breakdown

Category	FY2026 Requested	FY2027 Requested	FY2028 Requested	Total
Structures and Improvements	\$395,000	\$2,160,000	\$75,000	\$2,630,000
Total	\$395,000	\$2,160,000	\$75,000	\$2,630,000

Funding Sources

FY2026 Budget
\$395K

Total Budget (all years)
\$2.63M

Project Total
\$2.63M

Detailed Breakdown

Category	FY2026 <i>Requested</i>	FY2027 <i>Requested</i>	FY2028 <i>Requested</i>	Total
Road Fund	\$395,000	\$2,160,000	\$75,000	\$2,630,000
Total	\$395,000	\$2,160,000	\$75,000	\$2,630,000



Meekland Avenue Phase 2 - Blossom Way to East Lewelling Blvd (BPMP)

Overview

Request Owner	County Administrator's Office, In Partnership With Department Noted Below
Department	Public Works Agency
Type	Capital Improvement

Description

Construct a sidewalk and bike lane improvements along Meekland Avenue from Blossom Way to East Lewelling Boulevard and replace the Meekland Bridge over the San Lorenzo Creek. This project will provide a safer and more functional multi-modal corridor for all roadway users. It will also provide a safer route for those walking or biking to or from Colonial Acres Elementary School.

Details

Project Category: Road

Program: Major Infrastructure Improvement

Capital Cost

FY2026 Budget

\$11.8M

Total Budget (all years)

\$12.1M

Project Total

\$12.1M

Detailed Breakdown

Category	FY2026 Requested	FY2027 Requested	Total
Structures and Improvements	\$11,835,000	\$245,000	\$12,080,000
Total	\$11,835,000	\$245,000	\$12,080,000

Funding Sources

FY2026 Budget

\$11.8M

Total Budget (all years)

\$12.1M

Project Total

\$12.1M

Detailed Breakdown

Category	FY2026 <i>Requested</i>	FY2027 <i>Requested</i>	Total
Federal, State and Local Aid	\$9,300,000	\$0	\$9,300,000
ROPS	\$2,052,000	\$0	\$2,052,000
Road Fund	\$483,000	\$245,000	\$728,000
Total	\$11,835,000	\$245,000	\$12,080,000

Mines Road Bridge Replacement at Arroyo Mocho (Bridge No. 33C0124)

Overview

Request Owner	County Administrator's Office, In Partnership With Department Noted Below
Department	Public Works Agency
Type	Capital Improvement

Description

Replace the Mines Road Bridge (33C0124) with a safe structure to meet current standards and address deficiencies with the existing structure.

Details

Project Category: Road

Program: Major Infrastructure Improvement

Capital Cost

FY2026 Budget

\$0

Total Budget (all years)

\$3.81M

Project Total

\$3.81M

Detailed Breakdown

Category	FY2028 Requested	FY2029 Requested	Total
Structures and Improvements	\$140,000	\$3,670,000	\$3,810,000
Total	\$140,000	\$3,670,000	\$3,810,000

Funding Sources

FY2026 Budget	Total Budget (all years)	Project Total
\$0	\$3.81M	\$3.81M

Detailed Breakdown

Category	FY2028 <i>Requested</i>	FY2029 <i>Requested</i>	Total
Unfunded	\$0	\$2,500,000	\$2,500,000
Federal, State and Local Aid	\$0	\$720,000	\$720,000
Road Fund	\$140,000	\$450,000	\$590,000
Total	\$140,000	\$3,670,000	\$3,810,000



Mission Boulevard Corridor Improvement Project - Phase III (I-238 to Hayward City Limit)

Overview

Request Owner	County Administrator's Office, In Partnership With Department Noted Below
Department	Public Works Agency
Type	Capital Improvement

Description

Install corridor improvements along Mission Boulevard from I-238 to the Hayward City Limit to improve pedestrian, bicycle, transit accessibility and congestion relief. Planned work includes sidewalk and median improvements, landscaping, separated Class IV bicycle lanes, street lighting, communications conduit, and traffic signal improvements.

Details

Project Category: Road

Program: Major Infrastructure Improvement

Capital Cost

FY2026 Budget

\$10.7M

Total Budget (all years)

\$38M

Project Total

\$38M

Detailed Breakdown

Category	FY2026 Requested	FY2027 Requested	FY2028 Requested	Total
Structures and Improvements	\$10,650,000	\$20,265,000	\$7,105,000	\$38,020,000
Total	\$10,650,000	\$20,265,000	\$7,105,000	\$38,020,000

Funding Sources

FY2026 Budget

\$10.7M

Total Budget (all years)

\$38M

Project Total

\$38M

Detailed Breakdown

Category	FY2026 <i>Requested</i>	FY2027 <i>Requested</i>	FY2028 <i>Requested</i>	Total
Federal, State and Local Aid	\$9,850,000	\$19,000,000	\$1,100,000	\$29,950,000
Road Fund	\$700,000	\$465,000	\$5,855,000	\$7,020,000
Grant Funds	\$100,000	\$800,000	\$150,000	\$1,050,000
Total	\$10,650,000	\$20,265,000	\$7,105,000	\$38,020,000

Paradise Knolls Sidewalk Installation

Overview

Request Owner	County Administrator's Office, In Partnership With Department Noted Below
Department	Public Works Agency
Type	Capital Improvement

Description

This project consists of installation of curb, gutter, and sidewalk along Paradise Knolls in Castro Valley. This project will improve pedestrian safety and accessibility.

Details

Project Category: Road

Program: Pedestrian/Bicycle Facility

Capital Cost

FY2026 Budget

\$0

Total Budget (all years)

\$2.51M

Project Total

\$2.51M

Detailed Breakdown

Category	FY2029 <i>Requested</i>	FY2030 <i>Requested</i>	Total
Structures and Improvements	\$70,000	\$2,437,000	\$2,507,000
Total	\$70,000	\$2,437,000	\$2,507,000

Funding Sources

FY2026 Budget

\$0

Total Budget (all years)

\$2.51M

Project Total

\$2.51M

Detailed Breakdown

Category	FY2029 <i>Requested</i>	FY2030 <i>Requested</i>	Total
Unfunded	\$0	\$2,320,000	\$2,320,000
Road Fund	\$70,000	\$117,000	\$187,000
Total	\$70,000	\$2,437,000	\$2,507,000

Pavement Management Program

Overview

Request Owner	County Administrator's Office, In Partnership With Department Noted Below
Department	Public Works Agency
Type	Capital Improvement

Description

Projects in this category encompass preventive maintenance measures like slurry seal application, asphalt rubber street seal treatment, and a range of roadway reconstruction methods. StreetSaver(R), a pavement management software is used to monitoring pavement conditions and to determine the priority of resurfacing projects.

Details

Project Category: Road

Program: Pavement Management

Capital Cost

FY2026 Budget

\$10M

Total Budget (all years)

\$50M

Project Total

\$50M

Detailed Breakdown

Category	FY2026 <i>Requested</i>	FY2027 <i>Requested</i>	FY2028 <i>Requested</i>	FY2029 <i>Requested</i>	FY2030 <i>Requested</i>	Total
Structures and Improvements	\$10,000,000	\$10,000,000	\$10,000,000	\$10,000,000	\$10,000,000	\$50,000,000
Total	\$10,000,000	\$10,000,000	\$10,000,000	\$10,000,000	\$10,000,000	\$50,000,000

Funding Sources

FY2026 Budget

\$10M

Total Budget (all years)

\$50M

Project Total

\$50M

Detailed Breakdown

Category	FY2026 <i>Requested</i>	FY2027 <i>Requested</i>	FY2028 <i>Requested</i>	FY2029 <i>Requested</i>	FY2030 <i>Requested</i>	Total
Road Fund	\$10,000,000	\$10,000,000	\$10,000,000	\$10,000,000	\$10,000,000	\$50,000,000
Total	\$10,000,000	\$10,000,000	\$10,000,000	\$10,000,000	\$10,000,000	\$50,000,000



Proctor Road Sidewalk Project from Redwood Road to Camino Alta Mira

Overview

Request Owner	County Administrator's Office, In Partnership With Department Noted Below
Department	Public Works Agency
Type	Capital Improvement

Description

Construct sidewalk improvements along Proctor Road from Redwood Road to Camino Alta Mira to improve pedestrian and bicycle safety, provide ADA accessibility and facilitate access to Proctor Elementary School and the surrounding residential neighborhood.

Details

Project Category: Road

Program: Pedestrian/Bicycle Facility

Capital Cost

FY2026 Budget

\$4.57M

Total Budget (all years)

\$5.17M

Project Total

\$5.17M

Detailed Breakdown

Category	FY2026 Requested	FY2027 Requested	FY2030 Requested	Total
Structures and Improvements	\$4,570,000	\$200,000	\$400,000	\$5,170,000
Total	\$4,570,000	\$200,000	\$400,000	\$5,170,000

Funding Sources

FY2026 Budget	Total Budget (all years)	Project Total
\$4.57M	\$5.17M	\$5.17M

Detailed Breakdown

Category	FY2026 <i>Requested</i>	FY2027 <i>Requested</i>	FY2030 <i>Requested</i>	Total
Road Fund	\$4,570,000	\$200,000	\$400,000	\$5,170,000
Total	\$4,570,000	\$200,000	\$400,000	\$5,170,000



Proctor Road Sidewalk Project from Redwood Road to Walnut Road (BPMP & SR2S)

Overview

Request Owner	County Administrator's Office, In Partnership With Department Noted Below
Department	Public Works Agency
Type	Capital Improvement

Description

Construct sidewalk improvements along Proctor Road from Redwood Road to Walnut Road to improve pedestrian and bicycle safety, provide ADA accessibility and facilitate access to Proctor Elementary School and the surrounding residential neighborhood.

Details

Project Category: Road

Program: Pedestrian/Bicycle Facility

Capital Cost

FY2026 Budget

\$5.56M

Total Budget (all years)

\$5.86M

Project Total

\$5.86M

Detailed Breakdown

Category	FY2026 Requested	FY2027 Requested	Total
Structures and Improvements	\$5,560,000	\$300,000	\$5,860,000
Total	\$5,560,000	\$300,000	\$5,860,000

Funding Sources

FY2026 Budget	Total Budget (all years)	Project Total
\$5.56M	\$5.86M	\$5.86M

Detailed Breakdown

Category	FY2026 <i>Requested</i>	FY2027 <i>Requested</i>	Total
Road Fund	\$5,560,000	\$300,000	\$5,860,000
Total	\$5,560,000	\$300,000	\$5,860,000



Second Street Sidewalk Project from Windfeldt Road to Hayward City Limit (BPMP & SR2S)

Overview

Request Owner	County Administrator's Office, In Partnership With Department Noted Below
Department	Public Works Agency
Type	Capital Improvement

Description

Construct continuous sidewalk improvements along Second Street from Windfeldt Road to the Hayward City Limit. This project will improve pedestrian and bicycle safety, provide ADA accessibility and facilitate access to Hayward High School and the surrounding residential neighborhood.

Details

Project Category: Road

Program: Pedestrian/Bicycle Facility

Capital Cost

FY2026 Budget	Total Budget (all years)	Project Total
\$4.4M	\$4.4M	\$4.4M

Detailed Breakdown

Category	FY2026 Requested	Total
Structures and Improvements	\$4,400,000	\$4,400,000
Total	\$4,400,000	\$4,400,000

Funding Sources

FY2026 Budget	Total Budget (all years)	Project Total
\$4.4M	\$4.4M	\$4.4M

Detailed Breakdown

Category	FY2026 <i>Requested</i>	Total
Road Fund	\$4,400,000	\$4,400,000
Total	\$4,400,000	\$4,400,000

Seven Hills Road Sidewalk Project from Redwood Road to Lake Chabot Road (BPMP)

Overview

Request Owner	County Administrator's Office, In Partnership With Department Noted Below
Department	Public Works Agency
Type	Capital Improvement

Description

Construct continuous sidewalk improvements along Seven Hills Road from Redwood Road to Lake Chabot Road to improve pedestrian and bicycle safety, provide ADA accessibility and facilitate access to Castro Valley Community Park, and the surrounding residential neighborhood.

Details

Project Category: Road

Program: Pedestrian/Bicycle Facility

Capital Cost

FY2026 Budget

\$0

Total Budget (all years)

\$9M

Project Total

\$9M

Detailed Breakdown

Category	FY2028 Requested	FY2029 Requested	FY2030 Requested	Total
Structures and Improvements	\$325,000	\$405,000	\$8,270,000	\$9,000,000
Total	\$325,000	\$405,000	\$8,270,000	\$9,000,000

Funding Sources

FY2026 Budget	Total Budget (all years)	Project Total
\$0	\$9M	\$9M

Detailed Breakdown

Category	FY2028 <i>Requested</i>	FY2029 <i>Requested</i>	FY2030 <i>Requested</i>	Total
Road Fund	\$325,000	\$405,000	\$8,270,000	\$9,000,000
Total	\$325,000	\$405,000	\$8,270,000	\$9,000,000



Somerset Avenue Sidewalk Project from Lake Chabot Road to Redwood Road (BPMP)

Overview

Request Owner	County Administrator's Office, In Partnership With Department Noted Below
Department	Public Works Agency
Type	Capital Improvement

Description

Construct continuous sidewalk improvements along Seven Hills Road from Lake Chabot Road to Redwood Road to improve pedestrian and bicycle safety, provide ADA accessibility and facilitate access to Castro Valley High School, Stanton Elementary School, Castro Valley Elementary School and Our Lady of Grace School as well as local businesses and the surrounding residential neighborhood.

Details

Project Category: Road

Program: Pedestrian/Bicycle Facility

Capital Cost

FY2026 Budget

\$215K

Total Budget (all years)

\$215K

Project Total

\$215K

Detailed Breakdown

Category	FY2026 Requested	Total
Structures and Improvements	\$215,000	\$215,000
Total	\$215,000	\$215,000

Funding Sources

FY2026 Budget	Total Budget (all years)	Project Total
\$215K	\$215K	\$215K

Detailed Breakdown

Category	FY2026 <i>Requested</i>	Total
Road Fund	\$215,000	\$215,000
Total	\$215,000	\$215,000



Somerset Avenue Sidewalk Project from President Drive to Lake Chabot Road

Overview

Request Owner	County Administrator's Office, In Partnership With Department Noted Below
Department	Public Works Agency
Type	Capital Improvement

Description

Construct sidewalk improvements along Somerset Avenue from President Drive to Lake Chabot Road to improve accessibility to Stanton Elementary School and the surrounding residential neighborhood.

Details

Project Category: Road

Program: Pedestrian/Bicycle Facility

Capital Cost

FY2026 Budget

\$0

Total Budget (all years)

\$4.35M

Project Total

\$4.35M

Detailed Breakdown

Category	FY2028 Requested	FY2029 Requested	FY2030 Requested	Total
Structures and Improvements	\$240,000	\$460,000	\$3,650,000	\$4,350,000
Total	\$240,000	\$460,000	\$3,650,000	\$4,350,000

Funding Sources

FY2026 Budget	Total Budget (all years)	Project Total
\$0	\$4.35M	\$4.35M

Detailed Breakdown

Category	FY2028 <i>Requested</i>	FY2029 <i>Requested</i>	FY2030 <i>Requested</i>	Total
Road Fund	\$240,000	\$460,000	\$3,650,000	\$4,350,000
Total	\$240,000	\$460,000	\$3,650,000	\$4,350,000



Traffic Calming Program

Overview

Request Owner	County Administrator's Office, In Partnership With Department Noted Below
Department	Public Works Agency
Type	Capital Improvement

Description

Implement traffic calming measures in response to community concerns regarding speeding or volume in accordance with the guidelines outlined in the County's Traffic Calming Program. These measures aim to decrease vehicle speeds, enhance safety for all roadway users, and improve livability in residential neighborhoods.

Details

Project Category: Road

Program: Traffic Calming

Capital Cost

FY2026 Budget	Total Budget (all years)	Project Total
\$200K	\$1M	\$1M

Detailed Breakdown

Category	FY2026 <i>Requested</i>	FY2027 <i>Requested</i>	FY2028 <i>Requested</i>	FY2029 <i>Requested</i>	FY2030 <i>Requested</i>	Total
Structures and Improvements	\$200,000	\$200,000	\$200,000	\$200,000	\$200,000	\$1,000,000
Total	\$200,000	\$200,000	\$200,000	\$200,000	\$200,000	\$1,000,000

Funding Sources

FY2026 Budget	Total Budget (all years)	Project Total
\$200K	\$1M	\$1M

Detailed Breakdown

Category	FY2026 <i>Requested</i>	FY2027 <i>Requested</i>	FY2028 <i>Requested</i>	FY2029 <i>Requested</i>	FY2030 <i>Requested</i>	Total
Road Fund	\$200,000	\$200,000	\$200,000	\$200,000	\$200,000	\$1,000,000
Total	\$200,000	\$200,000	\$200,000	\$200,000	\$200,000	\$1,000,000



Transportation Infrastructure Safety Program

Overview

Request Owner	County Administrator's Office, In Partnership With Department Noted Below
Department	Public Works Agency
Type	Capital Improvement

Description

Projects in this category involve preparing infrastructure and safety studies and implementing recommended improvements. They may also encompass neighborhood traffic calming measures developed through the Traffic Calming Program. Typical projects may include traffic signals, street lighting, optimizing pavement and shoulder width on rural roads, guardrails, and various traffic calming measures.

Details

Project Category:	Road	Program:	Transportation Infrastructure Safety
-------------------	------	----------	--------------------------------------

Capital Cost

FY2026 Budget	Total Budget (all years)	Project Total
\$1.44M	\$118M	\$118M

Detailed Breakdown

Category	FY2026 <i>Requested</i>	FY2027 <i>Requested</i>	FY2028 <i>Requested</i>	FY2029 <i>Requested</i>	FY2030 <i>Requested</i>	Total
Structures and Improvements	\$1,440,000	\$9,425,000	\$8,273,000	\$15,360,000	\$83,307,000	\$117,805,000
Total	\$1,440,000	\$9,425,000	\$8,273,000	\$15,360,000	\$83,307,000	\$117,805,000



Funding Sources

FY2026 Budget

\$1.44M

Total Budget (all years)

\$118M

Project Total

\$118M

Detailed Breakdown

Category	FY2026 <i>Requested</i>	FY2027 <i>Requested</i>	FY2028 <i>Requested</i>	FY2029 <i>Requested</i>	FY2030 <i>Requested</i>	Total
Unfunded	\$0	\$575,000	\$0	\$1,290,000	\$70,635,000	\$72,500,000
Road Fund	\$1,440,000	\$8,370,000	\$7,493,000	\$12,070,000	\$12,672,000	\$42,045,000
Grant Funds	\$0	\$480,000	\$780,000	\$2,000,000	\$0	\$3,260,000
Federal, State and Local Aid	\$0	\$0	\$0	\$0	\$0	\$0
Total	\$1,440,000	\$9,425,000	\$8,273,000	\$15,360,000	\$83,307,000	\$117,805,000

W. Sunset Blvd Roadway Improvements from Hesperian Blvd to Royal Avenue (BPMP)

Overview

Request Owner	County Administrator's Office, In Partnership With Department Noted Below
Department	Public Works Agency
Type	Capital Improvement

Description

Install sidewalk and perform pavement rehab work on West Sunset Blvd from Hesperian Blvd to Royal Avenue.

Details

Project Category: Road

Program: Pedestrian/Bicycle Facility

Capital Cost

FY2026 Budget

\$2.7M

Total Budget (all years)

\$2.7M

Project Total

\$2.7M

Detailed Breakdown

Category	FY2026 Requested	Total
Structures and Improvements	\$2,700,000	\$2,700,000
Total	\$2,700,000	\$2,700,000

Funding Sources

FY2026 Budget

\$2.7M

Total Budget (all years)

\$2.7M

Project Total

\$2.7M

Detailed Breakdown

Category	FY2026 Requested	Total
Road Fund	\$2,700,000	\$2,700,000
Total	\$2,700,000	\$2,700,000



Watershed/Special Studies

Overview

Request Owner	County Administrator's Office, In Partnership With Department Noted Below
Department	Public Works Agency
Type	Capital Improvement

Description

These studies identify areas of needed flood control improvements; analyze the impacts of new development on flood protection, identify areas where it may be possible to develop environmental restoration projects without compromising flood protection; and identify the impacts of continued sea level rise on the flood control channels that discharge into the bay.

Details

Project Category: Flood

Capital Cost

FY2026 Budget	Total Budget (all years)	Project Total
\$3.91M	\$12.1M	\$12.1M

Detailed Breakdown

Category	FY2026 <i>Requested</i>	FY2027 <i>Requested</i>	FY2028 <i>Requested</i>	FY2029 <i>Requested</i>	FY2030 <i>Requested</i>	Total
Structures and Improvements	\$3,907,500	\$1,360,000	\$1,360,000	\$1,360,000	\$4,070,000	\$12,057,500
Total	\$3,907,500	\$1,360,000	\$1,360,000	\$1,360,000	\$4,070,000	\$12,057,500

Funding Sources

FY2026 Budget

\$3.91M

Total Budget (all years)

\$12.1M

Project Total

\$12.1M

Detailed Breakdown

Category	FY2026 <i>Requested</i>	FY2027 <i>Requested</i>	FY2028 <i>Requested</i>	FY2029 <i>Requested</i>	FY2030 <i>Requested</i>	Total
Flood Fund	\$2,295,000	\$1,360,000	\$1,360,000	\$1,360,000	\$4,070,000	\$10,445,000
Federal, State and Local Aid	\$1,612,500	\$0	\$0	\$0	\$0	\$1,612,500
Total	\$3,907,500	\$1,360,000	\$1,360,000	\$1,360,000	\$4,070,000	\$12,057,500



Appendix

Table of Contents

- Financial Policies
- County Owned and Leased Facilities
- County Owned and Leased Excess Properties
- Glossary

Financial Policies

The County has a comprehensive compendium of financial policies that includes debt management, financial management and accounting policies. In October 2024, the County Administrator's Office and the County's elected Auditor-Controller's Office jointly provided the most recent updates to the financial management policy to follow the current industry best practice.

A copy of these policies can be found here: <https://cao.acgov.org/reports/>

Financial Management Policy

The goals of this policy:

- To deliver quality services efficiently and most cost-effectively of each tax dollar.
- To maintain a financial base sufficient to sustain an acceptable level of vital services to preserve the quality of life in Alameda County.
- To have the ability to withstand local and regional economic downturns and adjust changes in the service requirements of the County, and respond to changes in Federal and State priorities and funding as they affect the County's residents.
- To maintain the highest possible credit rating and reputation for prudent financial management to lower the cost of capital borrowings and to assure the County's taxpayers that County government is well managed and financially sound.

Investment Policy

Pursuant to California State Government Code section 27133, the elected Treasurer-Tax Collector must submit an annual investment policy renewal to the Board. The policy provides guidelines for the investment of monies in the Treasurer's cash and monies in the investment pool. The Board of Supervisors annually delegates the responsibility for the stewardship of the County's investment Program. The Investment Policy applies to all funds over which the Treasurer has been delegated the fiduciary responsibility and direct control for its management. The main objectives for this policy include: Safety of principal, sufficient liquidity of the investment portfolio, and maximize investment income with the consideration of budgetary and economic cycles and the investment risk constraints.

Debt Management Policy

To ensure inter-generational equity, there are capital projects that are financed by long-term debts. To ensure the County remains in good financial standing, the policy establish parameters and guidelines for the issuance of debt. The key objectives the Debt Policy helps to meet include:

- Maintain the financial stability of the County by encouraging sound decision-making, so that long-term financing commitments are affordable and do not create undue risk or burden.
- Provide guidelines for determining the appropriate use of debt financing to fund County projects, and to incorporate best practices into the County's issuance and administration of its indebtedness.
- Maintain a moderate debt burden.
- Maintain strong credit ratings and general market receptiveness to ensure efficient access to the capital markets and minimize the cost of capital.
- Meet the requirements of state and federal law and regulation, including federal requirements regarding disclosure.
- Ensure that the County's debt is consistent with the County's planning goals and objectives and capital improvement program or budget, as applicable.

Capital Improvement Policy



The County's Capital Improvement Policy was established in 2001. This policy helped to shape the direction and criteria when the five-year Capital Improvement Plan (CIP) is being compiled. The CIP is updated annually, and projects with a budget in the upcoming fiscal year are included in the total appropriation. A capital improvement is defined as physical betterment or project involving facilities, land, or equipment and the useful life of the structure should be prolonged for at least 10 years at a cost of \$100,000 or more. Below is the County's Capital Improvement Policy.

I. Definition of Capital Improvement

A capital improvement is a physical betterment or project involving facilities, land, or equipment, with a substantial useful life of at least 10 years, and a cost of \$100,000 or more. Items classified as capital improvements include:

- New buildings (including equipment needed to furnish such buildings);
- Alterations, additions or improvements to existing buildings;
- Land improvements, acquisition, and development;
- Equipment purchases with a total cost of \$100,000 or more and a useful life of at least 10 years; or,
- Long-range planning and feasibility studies required before any of the preceding public facility improvements, or equipment purchases can be undertaken.

II. Capital Improvement and Equipment Support Program Policies

Capital projects will be undertaken in order to address documented needs and/or demands of the County. The Capital Improvement Program will be a realistic five-year plan of capital spending, based on revenues and other financial resources which may be reasonably anticipated over the term of the plan. All capital project proposals will be thoroughly evaluated in terms of their estimated impact on the annual operating budget of the County. The County will maintain its existing capital investments to minimize future maintenance and replacement costs.

The allocation of capital improvement funding will take into consideration the order of priority criteria outlined below:

1. Enhance protection of public health and/or safety;
2. Ensure compliance with state and/or federal law or administrative regulations;
3. Reduce and/or stabilize operating budget costs;
4. Prolong the functional life of a capital asset of the County by 10 years or more;
5. Improve the ability of the County to deliver services.

III. Purpose of the Capital Improvement Program

The purpose of the Capital Improvement Program is to identify the County's capital needs and to provide a method through which the County takes a planned and programmed approach to utilizing its financial resources in the most responsive and efficient manner to meet its service and facility requirements. The capital planning process is developed to achieve the following results:

- Consolidation and coordination of all agency/department requests with the goal of reducing unnecessary delays;
- Establishment of a system of procedures and priorities by which each proposal can be evaluated in terms of public need, the interrelationship of projects, and cost requirements;

IV. Capital Improvement Budget Policies

- The County will develop a five-year plan for capital improvement and update it annually;
- The County will adopt an annual Capital Improvement Budget based on a multi-year plan;
- The County will coordinate the development of the Capital Improvement Budget with the development of the annual operating budget;
- The County will use intergovernmental assistance (i.e., State, federal, redevelopment agencies) to finance only those capital improvements that are consistent with the Capital Improvement Program, County priorities, or documented

- program needs, and whose operating and maintenance costs have been included in the operating budget forecasts;
- The County will make every effort to maintain all its assets at a level adequate to protect the County's capital investment, and to minimize future maintenance and replacement costs;
- The maintenance of existing assets is the County's primary capital expenditure consideration;
- The County will identify the estimated costs and potential funding sources for each capital improvement before it is submitted for approval;
- The County will determine the least costly financing method for all new projects;
- Project requests will be reviewed and priorities analyzed by the County Administrator's Office and the General Services Agency;
- The Capital Improvement Budget will be adopted and incorporated in the County's Annual Budget.
- The County, through the General Services Agency, will establish ongoing monitoring and oversight functions for each approved project to ensure that each one is completed on time and within the approved budget.
- The County will make every effort to include local vendors as part of any capital project contract award.
- The County will, when siting facilities and where feasible, consider and use smart growth criteria, including among other things: proximity of public transit service; availability and proximity of affordable housing; pedestrian access and opportunities for mixed use development; sites within urban core areas; and the need for economic revitalization.

V. Steps in the Development of the Capital Improvement Program

The development of the capital improvement program includes the following steps:

- Establish administrative policies and a framework for capital programming and budgeting.** All requests for capital improvement projects are submitted to the County Administrator's Office, Finance Director, for review and consultation with the General Services Agency. These requests may be submitted at anytime during the fiscal year between July 1 and December 31.
- Prepare a complete inventory of existing facilities.** The General Services Agency will prepare an inventory of all existing County owned and leased facilities. The inventory will be used to identify the eventual need for rehabilitation, renovation, replacement, expansion or retirement of County-owned facilities.
- Report the status of previously approved projects.** The report will be used to inform the Board of Supervisors of the status of each approved project and will include the estimated cost and funding resources needed to finance its completion. Monitoring and oversight functions will be established for each approved project to ensure that the each one is completed on time and within the approved budget.
- Perform financial analysis and financial programming.** Financial analysis will be used to determine the County's financial capability for major expenditures by examining past, present and future revenue, expenditures and debt. The selection and scheduling of funding resources is financial programming. The objective is to set capital expenditures at a level that the County can safely afford over multiple years while maintaining a minimal impact on other County revenues. Some other important objectives include:
 - maintain a prudent balance of debt service to current expenditures;
 - determine debt capacity and appropriate debt service levels;
 - maximize use of intergovernmental aid relative to local expenditures;
 - maintain or upgrade of the County's credit rating to minimize the cost of funds.
- Compile and evaluate project requests.** Beginning in FY 2001-02, requests will be received by the County Administrator's Office, Finance Director between July 1 and Dec 31 of each fiscal year for consideration and inclusion in the Capital Improvement Plan and/or Capital Projects Budget for the following fiscal year. They will be reviewed, evaluated and summarized in consultation with the General Services Agency. The County Administrator, and the Director, General Services Agency, and other appointees and representatives, will review and prioritize each project based on the Board of Supervisors approved criteria outlined under the Capital Improvement Program Policies section.
- Adoption of the Capital Improvement Plan and Budget.** The County Administrator will present the annual Capital Improvement Plan and Budget to the Board of Supervisors for its consideration, modification and adoption.

- **Monitoring the Capital Improvement Plan and Budget.** The General Services Agency, in coordination with the County Administrator's Office, is responsible for the implementation of the Capital Improvement Budget. The County Administrator's Office is responsible for the monitoring and reporting to the Board of Supervisors on the implementation of the Capital Improvement Plan.

Long Range Capital Financing Plan

On August 1, 2023 the Board of Supervisors approved the Long Range Capital Financing Plan and the establishment of a Special Capital Construction Fund to cover the unfunded needs of the GSA capital portfolio. A copy of this policy can be found in this linked document: [CAO_355205.pdf](#)

Alameda County Leased and Owned Facilities

TENURE	DESCRIPTION	STREET ADDRESS	CITY	PROPERTY TYPE	GROSS SQFT
EQUITY INTEREST	ALAMEDA COURT	2233 SHORELINE DR	ALAMEDA	COURT	26,621
EQUITY INTEREST	ECHOJ-COURT	5151 GLEASON DR	DUBLIN	COURT/OFFICE	153,351
EQUITY INTEREST	SOUTH COUNTY HOJ	39439 PASEO PADRE PWY	FREMONT	OFF BLDG	15,994
EQUITY INTEREST	HAYWARD HOJ	24405 AMADOR ST	HAYWARD	OFF BLDG	15,477
EQUITY INTEREST	WILEY MANUEL COURT	661 WASHINGTON ST	OAKLAND	OFF BLDG	18,891
LEASE	BOS 4TH DISTRICT FIELD OFFICE	20980 REDWOOD ROAD, STE. 250	CASTRO VALLEY	OFF BLDG	1,670
LEASE	RECORDER'S SATELITE OFFICE	7600 DUBLIN BLVD, STE 160	DUBLIN	OFF BLDG	3,405
LEASE	ASSESSOR'S SATELITE OFFICE	7600 DUBLIN BLVD, STES 270, 275, 280, 290	DUBLIN	OFF BLDG	6,739
LEASE	EMS PPE Warehouse	6780 Sierra Court	DUBLIN	WAREHOUSE	10,452
LEASE	ACSO	3 Park Place	DUBLIN	OFF BLDG	36,716
LEASE	HCSA/SSA	39155 LIBERTY ST.	FREMONT	OFF BLDG	11,793
LEASE	FREMONT MAIN LIBRARY	2400 STEVENSON BLVD.	FREMONT	LIBRARY	34,084
LEASE	FREMONT FAMILY RESOURCE CTR	39155 LIBERTY STREET	FREMONT	OFF BLDG	4,867
LEASE	HARVEY GREEN SCHOOL	42875 GATEWOOD STREET	FREMONT	OFF BLDG	3,500
LEASE	CHILDREN/FAM SVCS ASSESSMENT	22225 FOOTHILL BLVD	HAYWARD	OFF BLDG	16,500
LEASE	BOS DISTRICT 2 FIELD OFFICE	24301 SOUTHLAND DRIVE, SUITE 101	HAYWARD	OFF BLDG	1,342
LEASE	ALAMEDA COUNTY SHERIFF'S OFFICE	700 Terminal Circle, Hanger 702	LIVERMORE	OFF BLDG/WAREHOUSE	7,500
LEASE	ALAMEDA COUNTY SHERIFF'S OFFICE	700 Terminal Circle, Hanger 128-680	LIVERMORE	WAREHOUSE	3,300
LEASE	SSA Multi-Service Ctr	2481 CONSTITUTION DRIVE	LIVERMORE	OFF BLDG	12,189

LEASE	NEWARK PUBLIC LIBRARY	37055 NEWARK BLVD	NEWARK	LIBRARY	24,580
LEASE	PUBLIC HEALTH	7200 BANCROFT AVE, Ste 202	OAKLAND	OFF BLDG	17,601
LEASE	ADULT AND CHILDREN PROGRAM	7200 BANCROFT AVE, STE 125	OAKLAND	OFF BLDG	53,139
LEASE	AMBULATORY CARE	6955 FOOTHILL BLVD STE 200	OAKLAND	OFF BLDG	38,114
LEASE	SSA SELF SUFF CTR	6955 FOOTHILL AVE Ste. 100	OAKLAND	OFF BLDG	79,280
LEASE	SSA ADULT & AGING DEPT., IN HOME SUPPORT & PUBLIC AUTHORITY	6955 FOOTHILL AVE Ste. 300, 37-39 & 40-43	OAKLAND	OFF BLDG	71,397
LEASE	CDA - Healthy Homes (Families)	2000 EMBARCADERO Suite 300	OAKLAND	OFF BLDG	8,295
LEASE	BHCS	2000 EMBARCADERO ST 4	OAKLAND	OFF BLDG	119,533
LEASE	SSA - ILSP	675 HEGENBERGER RD	OAKLAND	OFF BLDG	18,091
LEASE	DA WELFARE FRAUD/CEPD	7677 OAKPORT ST.	OAKLAND	OFF BLDG	39,903
LEASE	HCSA TRUST CLINIC	386 14TH STREET	OAKLAND	OFF BLDG	12,879
LEASE	PUBLIC DEFENDER BRANCH OFF	312 CLAY STREET	OAKLAND	OFF BLDG	17,334
LEASE	BHCS ALCOHOL TREATMENT	2280 SAN PABLO BLVD	OAKLAND	OFF BLDG	8,564
LEASE	AMBER HOUSE	516 31ST STREET	OAKLAND	HOUSE	2,891
LEASE	610 16TH ST	610 16TH ST	OAKLAND	OFF BLDG	6,288
LEASE	HCSA EXPANSION TRUST CLINIC	1404 Franklin Street	OAKLAND	OFF BLDG/CLINIC	6,552
LEASE	HCSA 3600 TELEGRAPH	3600 TELEGRAPH AVE	OAKLAND	OFF BLDG	12,025
LEASE	DCSS	5669 GIBRALTAR DRIVE	PLEASANTON	OFF BLDG	67,680
LEASE	HEALTH BLDG	3730 HOPYARD RD	PLEASANTON	OFF BLDG	4,522
LEASE	SHERIFF'S YOUTH/FAM SVCS BUREAU	16378 E 14TH ST. SUITE 101	SAN LEANDRO	OFF BLDG	3,085
LEASE	HCSA CONVERGENCE PROG	500 DAVIS ST., BLDG B, STE 120	SAN LEANDRO	OFF BLDG	11,041
LEASE	ACRATT	785 MONTAGUE STREET	SAN LEANDRO	OFF BLDG	11,840
LEASE	BUILDING A CREEKSIDE PLAZA	1100 SAN LEANDRO BLVD BLDG A STE 120	SAN LEANDRO	OFF BLDG	19,101

LEASE	HCSA FAMILY SVCS @ Creekside Plaza	1000 SAN LEANDRO BLVD., Bldg C, Ste 100-300	SAN LEANDRO	OFF BLDG	50,041
LEASE	HCSA PUBLIC HEALTH CREEKSIDE PLAZA	1100 SAN LEANDRO BLVD., Bldg A, Ste 200, 300, 400	SAN LEANDRO	OFF BLDG	73,994
LEASE	HCSA	1910 FAIRWAY DRIVE	SAN LEANDRO	OFF BLDG	20,550
OWNED	ENV HEALTH HQ	1131 HARBOR BAY	ALAMEDA	OFF BLDG	49,297
OWNED	ALBANY VMB	1325 PORTLAND AVE	ALBANY	VET. HALL	13,652
OWNED	ALBANY LIB	1247 MARIN AVE	ALBANY	LIBRARY	18,220
OWNED	CASTRO VALLEY LIBRARY (old)	20055 REDWOOD RD	CASTRO VALLEY	LIBRARY	10,239
OWNED	CASTRO VALLEY LIBRARY (new)	3600 NORBRIDGE AVE.	CASTRO VALLEY	LIBRARY	34,537
OWNED	ACSO CORE	19845 LAKE CHABOT	CASTRO VALLEY		4,764
OWNED	PALO VERDE	6694 PALO VERDE	CASTRO VALLEY	SSA	3,435
OWNED	SHERIFF ACADEMY TRNG	6289 MADIGAN ROAD	DUBLIN	TRAINING	24,737
OWNED	ANIMAL SHELTER	4595 GLEASON AVE.	DUBLIN	ANIMAL SHELTER	15,569
OWNED	OES	4985 BRODER BLVD	DUBLIN	OPS CTR	14,200
OWNED	CHP OFFICE	4999 GLEASON BLVD	DUBLIN	OFF BLDG	11,915
OWNED	SANTA RITA CORE BLDG	5325 BRODER BLVD	DUBLIN	DETENTION	101,987
OWNED	SANTA RITA FIRING RANGE B	5325 BRODER BLVD	DUBLIN	LAND	0
OWNED	SANTA RITA GROUNDSKEEPING	5325 BRODER BLVD	DUBLIN	SHOP	2,400
OWNED	SANTA RITA SERVICE BLDG	5325 BRODER BLVD	DUBLIN	SHOP	118,611
OWNED	SANTA RITA- MAX 1	5325 BRODER BLVD	DUBLIN	DETENTION	41,236
OWNED	SANTA RITA - MAX 2	5325 BRODER BLVD	DUBLIN	DETENTION	41,236
OWNED	SANTA RITA - MAX 3	5325 BRODER BLVD	DUBLIN	DETENTION	41,236
OWNED	SANTA RITA - MAX 4	5325 BRODER BLVD	DUBLIN	DETENTION	41,236
OWNED	SANTA RITA - MAX 6	5325 BRODER BLVD	DUBLIN	DETENTION	41,236
OWNED	SANTA RITA - MAX 7	5325 BRODER BLVD	DUBLIN	DETENTION	41,236
OWNED	SANTA RITA - MAX 8	5325 BRODER BLVD	DUBLIN	DETENTION	41,236

OWNED	SANTA RITA - MAX 9	5325 BRODER BLVD	DUBLIN	DETENTION	41,236
OWNED	SANTA RITA - MAX 21	5325 BRODER BLVD	DUBLIN	DETENTION	41,236
OWNED	SANTA RITA - MAX 22	5325 BRODER BLVD	DUBLIN	DETENTION	41,236
OWNED	SANTA RITA - MAX 23	5325 BRODER BLVD	DUBLIN	DETENTION	41,236
OWNED	SANTA RITA - MIN/MAX 24	5325 BRODER BLVD	DUBLIN	DETENTION	41,236
OWNED	SANTA RITA - MIN 25	5325 BRODER BLVD	DUBLIN	DETENTION	41,236
OWNED	SANTA RITA - MIN 31	5325 BRODER BLVD	DUBLIN	DETENTION	41,236
OWNED	SANTA RITA - MIN 32	5325 BRODER BLVD	DUBLIN	DETENTION	41,236
OWNED	SANTA RITA - MIN 33	5325 BRODER BLVD	DUBLIN	DETENTION	41,236
OWNED	SANTA RITA - MIN 34	5325 BRODER BLVD	DUBLIN	DETENTION	41,236
OWNED	SANTA RITA - MIN 35	5325 BRODER BLVD	DUBLIN	DETENTION	41,236
OWNED	SANTA RITA MODULAR BLDG A	5325 BRODER BLVD.	DUBLIN	TRAINING	2,195
OWNED	SANTA RITA MODULAR BLDG B	5325 BRODER BLVD.	DUBLIN	TRAINING	2,648
OWNED	FIRING RANGE CLASSROOM	5301 MADIGAN RD	DUBLIN	TRAINING	10,140
OWNED	SANDY TURNER EDUCATION CTR	5325 BRODER BLVD.	DUBLIN	TRAINING	5,040
OWNED	SANDY TURNER EDU. CTR II	5325 BRODER BLVD.	DUBLIN	TRAINING	5,433
OWNED	PWA EQ REPAIR	6089 MADIGAN ROAD	DUBLIN	SHOP	31,910
OWNED	GSA AUTO REPAIR SHOP	6175 MADIGAN ROAD	DUBLIN	SHOP	3,168
OWNED	BMD WAREHOUSE	5390 MADIGAN ROAD	DUBLIN	WAREHOUSE	15,000
OWNED	PWA OPER OFFICE	4825 GLEASON ST	DUBLIN	OFF BLDG	8,239
OWNED	ECHOJ-COUNTY	5149 GLEASON DR.	DUBLIN	OFF BLDG	45,946
OWNED	ECHOJ PARKING/SHARED	5149 GLEASON DR	DUBLIN	PARKING/GROUNDS AREA	454,139
OWNED	DUBIN TRANSIT CENTER	5560 MARTINELLI WAY	DUBLIN	PARKING STRUCTURE	38,829
OWNED	NILES LIBRARY	150 'I' ST	FREMONT	LIBRARY	2,152
OWNED	NILES VMB	37154 SECOND ST	FREMONT	VET. HALL	11,132
OWNED	COYOTE HILLS MICROWAVE STN	OFF JARVIS RD	FREMONT	COMM SVC CTR	2,379
OWNED	Morton Bakar Ctr-494 Blossom	494 BLOSSOM WAY	HAYWARD	MENTAL HLTH FAC	28,000

OWNED	HAYWARD MOTOR VEH SHOP	10 MORAN COURT	HAYWARD	SHOP	3,312
OWNED	HAZ HOUSEHOLD WASTE FAC	2091 WEST WINTON AVE.	HAYWARD	RECYCLE CTR	5,040
OWNED	224 W. WINTON BLDG	224 W WINTON AVENUE	HAYWARD	OFF BLDG	81,665
OWNED	HAYWARD VMB	22737 MAIN ST	HAYWARD	VET. HALL	12,857
OWNED	COURTHOUSE SQUARE	24085 AMADOR ST	HAYWARD	OFF BLDG	49,200
OWNED	HAYWARD PARKING	24360 AMADOR ST	HAYWARD	PARKING STRUCT	181,405
OWNED	PWA BLDG	399 ELMHURST ST	HAYWARD	OFF BLDG	73,728
OWNED	PARKING LOT - WINTON	WINTN-AMADOR-ELMHURST	HAYWARD	PARKING	224,400
OWNED	HOMELESS SHELTER	256-258 WEST 'A' STRE	HAYWARD	HOMELESS SHLTR	6,300
OWNED	PWA FLOOD OFFICE	951 TURNER CT	HAYWARD	OFF BLDG	27,120
OWNED	PWA ROADS OFFICE	951 TURNER CT	HAYWARD	SHOP	30,989
OWNED	EDEN AREA MULTISERVICE CTR	24100 AMADOR STREET	HAYWARD	OFF BLDG	176,854
OWNED	SOUTH COUNTY CRISIS	409 JACKSON STREET	HAYWARD	OFF BLDG	10,140
OWNED	PARKING LOT - SONOMA	22385 SONOMA ST	HAYWARD	PARKING LOT	6,250
OWNED	HAZ HOUSEHOLD WASTE FAC	5584 LA RIBER STREET	LIVERMORE	RECYCLE CTR	5,240
OWNED	CRANE RIDGE COMM CTR	MINES ROAD	LIVERMORE	COMM SVC CTR	5
OWNED	AGRICULTURE DEPARTMENT	3575 GREENVILLE ROAD	LIVERMORE	OFF BLDG	10,000
OWNED	LIVERMORE VMB	522 S L STREET	LIVERMORE	VET. HALL	9,927
OWNED	ANDOVER HOUSE	3408 ANDOVER ST	OAKLAND	HOMELESS SHLTR	5,285
OWNED	HAZ HOUSEHOLD WASTE FACILITY	2100 E. 7TH STREET	OAKLAND	RECYCLE CTR	9,947
OWNED	YOUTH UPRISING	8711A MACARTHUR BLVD	OAKLAND	YOUTH CTR	21,244
OWNED	YOUTH UPRISING CLINIC	8711B MACARTHUR BLVD	OAKLAND	CLINIC	4,042
OWNED	WORK FURLOUGH	2425 E 12TH ST	OAKLAND	OFF BLDG	35,885
OWNED	WEIGHTS & MEASURES	333 - 5TH ST	OAKLAND	SHOP	11,416
OWNED	PROBATION CTR	400 BROADWAY	OAKLAND	OFF BLDG	108,703
OWNED	SOCIAL SERVICES	401 BROADWAY	OAKLAND	OFF BLDG	100,851
OWNED	CORONER'S BLDG	480 - 4TH ST	OAKLAND	MORGUE	16,667
OWNED	PUBLIC HEALTH LAB	499 - 5TH ST	OAKLAND	OFF BLDG	53,000
OWNED	NORTH COUNTY JAIL	550 6TH STREET	OAKLAND	DETENTION	172,493

OWNED	PARKING STRUCTURE	585 - 7TH ST	OAKLAND	PARKING STRUCT	174,068
OWNED	PARKING LOT	2530 E 12TH STREET	OAKLAND	PARKING	12,150
OWNED	PARKING LOT	414 - 27TH ST	OAKLAND	PARKING	16,928
OWNED	27TH STREET BLDG	470 - 27TH ST	OAKLAND	OFF BLDG	32,047
OWNED	MADISON BLDG	1106 MADISON ST.	OAKLAND	OFF BLDG	77,142
OWNED	ALACO ADMIN BLDG	1221 OAK ST	OAKLAND	OFF BLDG	235,898
OWNED	RC DAVIDSON COURTHOUSE	1225 FALLON ST	OAKLAND	COURT	263,993
OWNED	12TH & OAK ST BLDG	125 12TH ST	OAKLAND	OFF BLDG	62,679
OWNED	LAKE SIDE PLAZA	1401 LAKESIDE DRIVE	OAKLAND	OFF BLDG	140,146
OWNED	12TH STREET PARKING	235 12TH ST	OAKLAND	PARKING STRUCT	23,807
OWNED	ALCO PARK	165 - 13TH ST	OAKLAND	PARKING STRUCT	406,528
OWNED	PERALTA OAKS BLDG	2901 PERALTA OAKS CT.	OAKLAND	OFF BLDG	51,408
OWNED	PERALTA OAKS PARKING LOTS A & B	2901 PERALTA OAKS CT.	OAKLAND	PARKING	13
OWNED	ARENA CENTER BLDG #1	7195 OAKPORT STREET	OAKLAND	OFF BLDG	38,035
OWNED	PROBATION	8201 EDGEWATER DRIVE	OAKLAND	OFF BLDG	27,665
OWNED	ARENA CENTER BLDG #2	7001 OAKPORT STREET	OAKLAND	OFF BLDG	60,733
OWNED	ARENA CENTER COMMON SPACE	7001 OAKPORT STREET	OAKLAND	CAMPUS	5
OWNED	ARENA CENTER BLDG #3	6775 OAKPORT STREET	OAKLAND	OFF BLDG	94,154
OWNED	PROBATION - EDGEWATER	8201 EDGEWATER DRIVE	OAKLAND	OFF BLDG	27,665
OWNED	WELFARE BLDG	8477 ENTERPRISE DR	OAKLAND	OFF BLDG	40,131
OWNED	PARKING LOT	8477 ENTERPRISE DR.	OAKLAND	PARKING	51,533
OWNED	EDGEWATER	7751 EDGEWATER DRIVE	OAKLAND	OFF BLDG	27,114
OWNED	ALACO HOMEKEY SITE 1	8452 EDES AVENUE	OAKLAND	HOTEL	55,258
OWNED	ALACO HOMEKEY SITE 2	8350 EDES AVENUE	OAKLAND	HOTEL	61,228
OWNED	13TH STREET BUILDING	393 - 13TH STREET	OAKLAND	OFF BLDG	51,533
OWNED	DA-FSD PARKING LOT	1406-1424 FRANKLIN STREET	OAKLAND	PARKING	21,963
OWNED	JACKSON BUILDING	1111 JACKSON STREET	OAKLAND	OFF BLDG	152,654

OWNED	REGISTRAR OF VOTERS	8000 CAPWELL DRIVE	OAKLAND	WAREHOUSE	41,236
OWNED	AFRICAN AMERICAN WELLNESS CENTER	1918 MARTIN LUTHER KING Jr WAY	OAKLAND	OFF BLDG	14,334
OWNED	NO CO SSC	2000 SAN PABLO BLVD	OAKLAND	OFF BLDG	102,404
OWNED	2000 SAN PABLO PARKING GARAGE	630 20TH STREET	OAKLAND	PARKING STRUCT	150
OWNED	BHCS/CASA MARIA	2280 SAN PABLO AVE	OAKLAND	OFF BLDG	8,564
OWNED	HERITAGE HOUSE/ DIST 1 FIELD OFFICE	4501 PLEASANTON AVENUE	PLEASANTON	OFF BLDG	3,500
OWNED	ALACO FAIRGROUNDS	PLEASANTON & BERNAL	PLEASANTON	LAND	449,831
OWNED	CASTRO VALLEY NIKE SITE	2892 FAIRMONT DRIVE	SAN LEANDRO	COMM SVC CTR	6,254
OWNED	LAS VISTAS III	2300 FAIRMONT DRIVE	SAN LEANDRO	TRAINING	6,804
OWNED	SHERIFF'S STORAGE BLDG	2700 FAIRMONT DRIVE	SAN LEANDRO	OFF BLDG	7,039
OWNED	SAN LEANDRO VMB	1105 BANCROFT AVE	SAN LEANDRO	VET. HALL	21,223
OWNED	DISTRICT 3 OFFICE	101 CALLAN AVE	SAN LEANDRO	OFFICE	1,735
OWNED	ACSO	1530 167TH AVE	SAN LEANDRO	OFFICE	1,031
OWNED	EDEN TOWNSHIP BLDG	15001 FOOTHILL BLVD	SAN LEANDRO	OFF BLDG	25,851
OWNED	VILLA FAIRMONT	15200 FOOTHILL BLVD	SAN LEANDRO	MENTAL HLTH FAC	35,754
OWNED	PROPERTY & SALVAGE	15800 FOOTHILL BLVD	SAN LEANDRO	WAREHOUSE	25,839
OWNED	ASHLAND YOUTH CENTER	16335 E. 14TH STREET	SAN LEANDRO	YOUTH CTR	32,203
OWNED	EMERGENCY OPS CENTER	2000 - 150TH AVE	SAN LEANDRO	OPS CTR	20,035
OWNED	EVIDENCE STORAGE AREA	2010 150th AVE	SAN LEANDRO	WAREHOUSE	2,880
OWNED	ER OPERATIONS CENTER/SVU	2020 150th AVE	SAN LEANDRO	OFF BLDG	3,600
OWNED	C R Bldg#2	2100 FAIRMONT DRIVE	SAN LEANDRO	OFF BLDG	2,240
OWNED	HCSA/BHCS EDEN CMHC	2045 FAIRMONT DRIVE	SAN LEANDRO	CLINIC	8,239
OWNED	WILLOW ROCK CENTER	2050 FAIRMONT DRIVE	SAN LEANDRO	MENTAL HLTH FAC	26,900
OWNED	BMD ADMIN	2054 FAIRMONT DRIVE	SAN LEANDRO	OFF BLDG	1,452
OWNED	FAIRMONT NAVIGATION CENTER: TINY HOMES	2055 FAIRMONT DR.	SAN LEANDRO	TINY HOMES UNITS	8,035

OWNED	SO CO BMD SHOPS	2130 FAIRMONT DRIVE	SAN LEANDRO	SHOP	6,420
OWNED	LAS VISTAS I	2130 FAIRMONT DRIVE	SAN LEANDRO	OFF BLDG	6,726
OWNED	PROBATION	2150 FAIRMONT DRIVE	SAN LEANDRO	DETENTION	500
OWNED	JUVENILE HALL GYM	2200 FAIRMONT DRIVE	SAN LEANDRO	DETENTION	7,900
OWNED	SAFE PARKING LOT	2200 FAIRMONT DRIVE	SAN LEANDRO	LAND/PARKING	17,536
OWNED	LAS VISTAS II	2300 FAIRMONT DRIVE	SAN LEANDRO	TRAINING	6,804
OWNED	LAS VISTAS RECREATION	2300 FAIRMONT DRIVE	SAN LEANDRO	TRAINING	2,061
OWNED	JUVENILE JUSTICE CTR	2500 FAIRMONT DRIVE	SAN LEANDRO	DETENTION	455,059
OWNED	CAMP W SWEENEY	2600 FAIRMONT DRIVE	SAN LEANDRO	DETENTION	33,404
OWNED	CHERRY HILL DETOX	2035 FAIRMONT DRIVE	SAN LEANDRO	CLINIC	7,235
OWNED	WHITE COTTON COTTAGE	FAIRMONT DRIVE	SAN LEANDRO	RESIDENCE	3,942
OWNED	NO COUNTY BMD SHOP	15400 FOOTHILL BLVD	SAN LEANDRO	SHOP	5,900
OWNED	VILLA SHORT STAY	15430 FOOTHILL BLVD	SAN LEANDRO	MENTAL HLTH FAC	50,115
OWNED	CHERRY HILL SOBERING CTR	15480 FOOTHILL BLVD	SAN LEANDRO	CLINIC	5,736
OWNED	BHCS CRISIS RESPONSE UNIT	15750 FOOTHILL BLVD	SAN LEANDRO	OFF BLDG	5,600
OWNED	PIONEER MEMORIAL PARK	HESPERIAN BLVD	SAN LORENZO	CEMETARY	177,496
OWNED	SAN LORENZO LIBRARY	395 PASEO GRANDE	SAN LORENZO	LIBRARY	11,867
OWNED	SUNOL RIDGE	SUNOL RIDGE	SUNOL	COMM SVC CTR	462
OWNED-HOSP	HIGHLAND HOSPITAL CAMPUS	1411 E 31ST ST	OAKLAND	HOSPITAL	646,536
OWNED-HOSP	JOHN GEORGE PAVILION	2060 FAIRMONT DRIVE	SAN LEANDRO	MENTAL HLTH FAC	66,114
OWNED-HOSP	JOHN GEORGE PAVILION (Courts)	2060 FAIRMONT DRIVE	SAN LEANDRO	Court	2,493
OWNED-HOSP	FAIRMONT HOSPITAL CAMPUS	15400 FOOTHILL BLVD	SAN LEANDRO	HOSPITAL	413,383
				SQFT Grand Total :	9,465,737

Alameda County Owned and Leased Excess Property Inventory

September 2025

Government Code section 50569

On or before December 31 of each year, each local agency as defined in CA Govt Code §50569 shall make an inventory of all lands held, owned or controlled by it or any of its departments, agencies or authorities to determine what land, including air rights, if any, is in excess of its foreseeable needs. A description of each parcel found to be so in excess of needs shall be made a matter of public record. Any citizen, limited dividend corporation, housing corporation or nonprofit corporation, shall upon request be provided with a list of said parcels without charge.

County Owned Excess Properties:

Broadway Complex: 400, 401, 430 Broadway; 480 4th Street; 499 5th Street, Oakland

The County is engaged with Related and East Bay Local Development Corporation via an Exclusive Negotiations Agreement to ground lease the properties for an affordable housing development project.

Arena Center Campus: 6775, 7001, 7195 Oakport Street, Oakland

The County acquired the Arena Center in September 2014, and the complex has been largely vacant with the exception of uses during COVID-19 for a community food distribution site and a warehouse for personal protective equipment distribution as well as use by the Registrar of Voters for training and vehicle parking during elections.

The General Services Agency (GSA) engaged with multiple departments on potential occupancy. Development and occupancy did not proceed due to several challenges, including but not limited to public transportation access concerns and cost considerations.

The Board declared the campus “surplus” by Resolution on August 6, 2019 (R-2019-321, File 30325, Item No. 25.3). Following approval from the State Housing and Community Development Department, an auction for sale was scheduled in October of 2023, but due to a significant downturn in the real estate market resulted in no offers received.

In 2024, two letters of interest were received from private developers for potential acquisition, but these did not materialize. Also in October 2024, GSA posted a Request for Interest for potential third-party lease(s) with no responses.

In August 2025, GSA posted a Request for Proposals for professional evaluation and consulting services to assess the highest and best use and potential development opportunities, with an anticipated contract start date in January 2026.

Malibu Parking Lot: 8000 South Coliseum Way, Oakland

The surplus Malibu property is jointly owned with the City of Oakland and is leased for short term parking as well as being used for Coliseum event overflow parking. The County's fifty percent undivided interest has been declared surplus, and the City of Oakland is in the process meeting the requirements to declare the City's fifty percent undivided interest as surplus as well.

Former Castro Valley Library: 20055 Redwood Road, Castro Valley

On May 9, 2024, the Board of Supervisors approved the Parks and Recreation Historic Commission's recommendation to place the property on the County's Register of Historic Resources. The property is also eligible for the California Register of Historic Resources due to the distinctive local example of Mid-Century Modern style architecture in the California context. The Community Development Agency will seek direction on disposition from the Board.

Glenn Dyer Jail: 550 – 6th Street, Oakland



The Sheriff's Office ceased Glenn Dyer Jail operations in June 2019 with only transport of defendants by the Sheriff's Office from Santa Rita Jail in Dublin to the adjacent Wiley M. Manuel Courthouse in Oakland, continuing to occur in the sally port. A February 2023 study concluded that a sale or ground lease of the property would be best achieved if the jail was demolished.

The Jail is attached to the Wiley M. Manuel Courthouse with shared utility infrastructure. As a first step in segregating the property from the Courthouse, engineering plans for segregating the utilities and a plan for transport of defendants is to be developed.

Station 7 Palomares Hills: 6901 Villareal Avenue, Castro Valley

The Alameda County Fire Department currently occupies Station 7, which is owned by the County. It is anticipated to be vacated in approximately two years following construction of a replacement station.

20095 Mission Boulevard, Cherryland

- **Parcel No. 414-21-60**
- **Parcel No. 414-21-78**
- **Parcel No. 414-21-79**
- **Parcel No. 414-21-80**

20097 Mission Boulevard, Cherryland

- **Parcel No. 414-21-61**

The former Alameda County Redevelopment Agency acquired these properties in 2008 and transferred them to Alameda County pursuant to the Long-Range Property Management Plan. These parcels are contiguous and zoned mixed use along the Mission Boulevard commercial corridor in unincorporated Cherryland. The parcels are vacant land.

Surplus Property Authority Owned Excess Properties:

- **Site D-2: Parcel No. 986-34-14-2, Dublin**
- **Site E-2: Parcel No. 986-34-12, Dublin**

Surplus Property Authority parcels within the city of Dublin. The parcels are vacant land.

Fire District Owned Excess Properties:

Station 3 – Old Cherryland Fire Station: 109 Grove Way, Cherryland

The Old Cherryland Fire Station was vacated when a new station on Meekland Avenue, Hayward, was built. The Fire District was in the process of selling the station; however, in 2023, the Parks and Recreation Historic District requested that the sale be put on hold pending an assessment for historic significance.

Glossary of Capital Improvement Terms

ACSO	Alameda County Sheriff's Office, an Alameda County agency/department
ACFD	Alameda County Fire Department
ADA	Americans with Disabilities Act is a federal civil rights law that prohibits discrimination against people with disabilities in everyday activities.
AGENCY	Several departments grouped into a single organization providing a common set of services; examples General Services Agency (GSA), Community Development Agency (CDA), Public Works Agency (PWA)
AVAILABLE FINANCING	All monies available for financing with the exception of encumbered reserves or general reserves
AVAILABLE FUND BALANCE	That portion of the fund balance which is free and unencumbered and available for financing expenditures and other funding requirements
BHCS	Alameda Behavioral Health Department, an Alameda County agency/department
BPMP	Bicycle Pedestrian Master Plan
BUDGET	A multi-purpose financial entity accounting for expenditures and available financing for a specific purpose and time period, usually one year
CAPITAL IMPROVEMENT PLAN (CIP)	A running five year plan to guide County decisions relating to Capital projects. Annual updates are provided during the budget approval process
CATEGORY I (CAT I)	Projects Approved and Underway (Managed by General Services Agency)
CATEGORY II (CAT II)	Santa Rita Jail Projects (Managed by General Services Agency)
CATEGORY III (CAT III)	Facility Conditions Assessment, Americans with Disabilities Act, and Environmental (Including Hazardous Material Abatement) Projects (Managed by General Services Agency)
CATEGORY IV (CAT IV)	Pending Projects-Studies Underway (Managed by General Services Agency)
CATEGORY V (CAT V)	Completed Projects (Managed by General Services Agency)
CATEGORY VI (CAT VI)	Future Projects (Managed by General Services Agency except where noted)
CDA	Community Development Agency, an Alameda County agency/department
CONTINGENCY	An amount appropriated for unforeseen funding requirements
CONTRACT	An agreement between two or more parties where all parties agree and understand that one party is going to do something specifically agreed to in exchange for something (usually money), also specifically agreed to, from the other party
CONTRIBUTIONS FROM DISTRICTS OR AUTHORITIES	Funding from regional or local jurisdictions, such as a local utility
DEPARTMENT	An organizational unit of County government used to group similar programs
ECHOJ	East County Hall of Justice
EVOC	Emergency Vehicle Operations Course located in Dublin
EQUITY INTEREST	County's share in the value of a building derived from its financial participation in the buildings construction or purchase
EXPENDITURE	The use of funds for a specific purpose
FCA	Facility Conditions Assessment is a detailed report evaluating a building's physical condition, performance, and remaining useful life.
FISCAL YEAR	12 month period for which a budget is prepared. Alameda County's fiscal year is July 1 to June 30 of each year.
FEDERAL AND STATE AID	State or federal funds provided to local agencies for specific projects or programs.
FUND	Independent fiscal and accounting entity in which expenditures and available financing balance
FUND BALANCE	The year-end difference between estimated revenues, other means of financing and expenditures and encumbrance
GAS TAX	Tax imposed on each gallon of gas sold, in California that is 36.4 cent base excise tax and 7.50% base sales tax. Alameda County and BART each add a 0.5% sales tax. California Proposition 42 approved by voters in 2002 requires that gasoline sales tax be used as follows: 20% public transit, 40% improvement projects in State Transportation Improvement Plan, and 40% to local street/road improvements (20% county and 20% cities) per Highway User Tax Account (HUTA) revenue sections 2103, 2104, 2105, 2106.
GENERAL FUND	The main operating fund providing general Countywide services
GENERAL OBLIGATION BOND	A bond whose repayment is guaranteed by pledging the assets and revenues of a governmental agency

GENERAL PURPOSE REVENUE	Property taxes and non-program revenues not restricted for a specific purpose. This is also referred to as discretionary revenue
GSA	General Services Agency, an Alameda County Department
GRANT	A contribution from one entity to another, usually restricted to specific purpose and time period, that does not require repayment
HARD	Hayward Area Recreation & Park District
HCL	Hayward City Limit
IMPACT MITIGATION FEES	Fees charged to developers to assure that each new development bears a share of the burden of cumulative impacts of development on traffic volume and flow.
INCOME	A term used to represent revenues or the excess of revenues over expenses
ITD	Information Technology Department, an Alameda County agency/department
JJC	Juvenile Justice Center, located in San Leandro
MEASURE B	Measure B was an Alameda County ½ cent sales tax measure for transportation improvements, approved by voters in 2000 and effective beginning on April 1, 2002 with an original sunset date of March 30, 2022
MEASURE BB	Measure BB was passed by Alameda County voters in 2014. It extends and augments Measure B by increasing the tax rate from a ½ cent to one cent and extending it for another 30 years. Measures B and BB provide local distributions to unincorporated Alameda County to fund a variety of transportation improvements.
1% CAPITAL	This is the 1% of county discretionary revenue which by Board policy may be allocated annually for Capital expenditures during the budget process. It is noted in the CIP with the fiscal year of designation
OTHER (TENURE INTEREST)	County occupies a facility as part of a contract to provide services to another jurisdiction
OWNED	County holds or is acquiring title to property and/or buildings
PROPERTY DEVELOPMENT FUND	Used to account for expenditures and financing for the acquisition of land and capital construction
PROPOSITION 1B (PROP 1B)	A State ballot proposition, passed in 2006, authorizing general obligation bonds for transportation projects; all of the \$30.8 million allocated to Alameda County has been expended
PUBLIC WAYS & FACILITIES	A program area that includes the Road Fund
PWA	Public Works Agency, an Alameda County agency/department
RCD	Rene C. Davidson Courthouse located at 1225 Fallon Street, Oakland
REAL PROPERTY	Land, structures and improvements
REIMBURSEMENT	Payment received for services/supplies expended for another institution, agency, or person
RESERVE	An amount set aside from the County's operating funds to meet emergency expenditure requirements, capital funding or insurance and liability requirements
RESTRICTED REVENUE	Funds restricted by legal or contractual requirements for specific uses
REVENUE	Funds received from various sources and treated as income to the County which are used to finance expenditures. Examples: property taxes and sales taxes
ROAD FUND	Accounts for expenditures on road, street, and bridge construction and improvements
ROPS	Recognized Obligation Payment Schedule (ROPS) is a required schedule describing the agreed upon project obligations (enforceable obligations) of the former Redevelopment Agency and their source of payment. County "Tier 1" projects were submitted on this Schedule.
ROV	Registrar of Voters
RPTTF	Residual Property Tax Trust Fund, part of dissolution of redevelopment agencies
SECURED TAXES	Taxes levied on real property in the County which are "secured" by property liens
SPA	Surplus Property Authority
SUCCESSOR AGENCY	Administrative structure created to handle the wind down of Redevelopment Agency business after their State mandated 2012 dissolution
SRJ	Santa Rita Jail, a County owned facility located in Dublin.
SR2S	Safe Route to School Program (Managed by PWA)
TAX LEVY	Amount of tax dollars raised by the imposition of the tax rate on the assessed valuation of property
TAX RATE	The rate per one hundred dollars of the assessed valuation base necessary to produce the tax levy

TIER ONE FUNDING	Board of Supervisors' decision to designate, up to \$90 million of returning former redevelopment funds, toward a specific list of projects referred to as Tier 1 projects. These projects had been approved prior to the dissolution of the all Redevelopment Agencies by State action in 2011
TENURE	On the County Occupied Building List tenure displays the category of occupancy. County currently uses four "tenure" categories: Equity Interest, Owned, Leased and Other
UNINCORPORATED AREA	The areas of the County outside city limits
UNRESTRICTED REVENUE	Funds not restricted by legal or contractual requirements for specific uses
UNSECURED TAX	A tax on properties such as office furniture, equipment, and boats which are not located on property owned by the assessee
UST	Underground storage tank
UTILITY USERS TAX	A local tax established by the Board of Supervisors on utility users in the unincorporated areas of Alameda County. Revenues from this tax are used to fund services provided in the unincorporated areas
VRF	Vehicle Registration Fee-A \$10 per year vehicle registration fee approved through Measure F by Alameda County voters in 2010. Funding used to sustain the County's transportation network and reduce traffic congestion and vehicle related pollution